


INDIAN INSTITUTE OF TECHNOLOGY KANPUR



ANNUAL ACCOUNTS
FOR THE FINANCIAL YEAR 2010-2011

CONTENTS

Sl.No.		Page No.
1	Significant Accounting Policies & Notes on Accounts	1-6
2	Balance Sheet	
	Institute Account (A/c-I)	7
	Provident Fund Account	8
	New Pension Scheme Account	9
	Hall Management Account	10
3	Income and Expenditure Accounts	
	Institute Account (A/c-I)	11-12
	Account - II	13
	Research & Development Account	14
	JEE Account	15-16
	GATE Account	17-18
	GATE (JMET) Account	19
	JAM	20
	Deans Capital Fund Account	21
	Student Gymkhana Account	22-23
	Visitors Hostel Account	24
	Campus School	25
	Petrol Pump	26
	Pool Account	27
	New Pension Account	28
	Hall Management Account	29
	Fund Hall Management	30
	Pension Hall Management	31

Sl.No.		Page No.
4	Receipt and Payment Accounts	
	Institute Account (A/c-I)	32-33
	Account - II	34
	Research & Development Account	35
	Endowment Fund Account	36
	JEE Account	37
	GATE Account	38
	GATE (JMET) Account	39
	JAM	40
	Deans Capital Fund Account	41
	Student Gymkhana Account	42
	Visitors Hostel Account	43
	Campus School	44
	Petrol Pump	45
	Pool Account	46
	PRMS Account	47
	Provident Fund Account	48
	New Pension Scheme Account	49
	Hall Management Account	50
	Fund Hall Management	51
	Pension Hall Management	52
5	Schedules of Balance Sheet	
	1 (A) Corpus/ Capital Fund	53
	1 (B) Corpus/ Capital Fund - Other Departments	54-55
	1 (C) Corpus/ Capital Fund	55

Sl.No.		Page No.
	Schedules of Balance Sheet	
	2 - Reserves and Surplus - Institute Account	56-57
	3 - Earmarked/ Endowment Funds	58
	4 - Funds Payable	59
	5 - Current liabilities and Deposits	60
	6 - Fixed Assests	61-62
	7 - Investments from Earmarked/ Endowment Funds	63
	8 - Investments (Institute)	63-64
	9 - Current Assets, Loans, Advances etc. - Institute	65-68
	10 & 11 - Provident Fund Account	69-70
	12- Reserve and Surplus - Hall Management Account	71
	13- Investments - Hall Management Account	72
	14 - Current Assets, Loans, Advances etc. - Hall Management Acc	73-74
	15- Investments - New Pension Scheme	75
6	Schedules of Income & Expenditure Account and Receipt and Payment Account	
	16 - Student Fees	76
	17 - Other Receipts	77-78
	18 - Details of Expenditure in 13 items as prescribed by MHRD (Government of India)	79-83
	19 - Expenditure against Plan Grant	84-86
	20 - Expenditure against Plan Grant - Capacity Expansion (OSC)	87
	21 - Refunds (Recurring)	88-89
	22 - Refunds (Non-Recurring)	90

Sl.No.		Page No.
	23 - Student Fee Transferable	91
	24 - Other Receipts Transferable	92-93
	25 - Other Payments Transferable	94-95
	26 - Grant - In - Aid	96
7	Summary of Investments	97
8	Utilization Certificates	
	Non-Plan	98
	Normal Plan	99
	Plan (OSC)	100

SIGNIFICANT ACCOUNTING POLICIES

AND

NOTES ON ACCOUNTS

INDIAN INSTITUTE OF TECHNOLOGY KANPUR
Finance and Accounts Section

SIGNIFICANT ACCOUNTING POLICIES

The Financial Statement of Accounts is prepared in three parts i.e. (i) Receipt and Payment Account, (ii) Income and Expenditure Account and (iii) Balance sheet along with other subsidiary accounts of the Institute. The numbers of such subsidiary accounts of the institute are fourteen. The financial statements of Hall Management, Provident Fund and New Pension Scheme have been attached separately which do not form part of consolidated Balance Sheet of the Institute.

The Annual Account of the Institute is prepared on the revised 'Form of Financial Statements for the Central Autonomous Bodies' (Non-Profit Organizations and Similar Institutions) which is suggested by the Ministry of Human Resource Development, Department of Secondary Education & Higher Education, Government of India, Shastri Bhawan, New Delhi vide D.O. No.2892/JS&FA(HRD)/3/2002 dated 15th March, 2002 (Copy of letter enclosed).

The Significant Accounting Policies in preparation of Annual Accounts of the Institute adopted are as follows:

1. The Annual Account is prepared under the historic cost convention and on the cash basis. All income, expenses, assets and liabilities are accounted for on actual basis except the grant-in-aid from Govt. of India, which is taken into account in the same financial year in which it is sanctioned by the MHRD, Govt. of India.
2. **Revenue Recognition:**
 - (i) The Institute is fully funded by the Ministry of Human Resource & Development (MHRD), Govt. of India. The governments under two major heads i.e. PLAN and NON-PLAN releases the grants-in-aid to the Institute in every financial year.

- (ii) The Institute, by way of its own nature/character, generates internal income. The major sources are various Fees realized from students, interest earned on investments, consultancy and testing fees and other misc. income. The income of the institute is exempt under section 10 (23C) (iii a b) of the Income Tax Act.

3. **Fixed Asset & Depreciation:**

- (i) Fixed assets are valued at historical cost basis, which includes installation charges custom duty & freight charges and other incidental expenditure as per Rule 292 (1) (a) of GFR. Depreciation/Appreciation has not been given effect for want of specific orders, guidelines etc. from the MHRD, Govt. of India.
- (ii) The assets, which are unserviceable, condemned or out of use are written off as per the provision given in Rule-124 of General Financial Rules (GFR). Such written off is given effect in the Balance sheet only after the issue of final order by the competent authority of the Institute.

4. **Stocks:**

- (i) The closing stocks in respect of building construction material in Institute Works Division (IWD) and in Petrol Pump have been valued at the historical cost.
- (ii) The value of papers, other misc. inventory etc. (stationary items) remaining at the closing of the financial year has been taken as nil as these have been treated as consumed.

5. **Retirement Benefits:**

As per past practice, the Retirement Benefits and Encashment of Unutilized Earned Leave are charged on actual basis.

6. **Investments:**

All investments are valued at cost and invested as per the guidelines issued by the Government of India / Reserve Bank of India.

7. **R & D/ Sponsored Project Account:**

Assets acquired for R & D Sponsored Projects are shown and capitalized in the Balance sheet separately. These assets are not included in other assets of the Institute, as they remain as property of the project sponsoring agencies/Donors.

8. **Purchase procedure through Institute's Stores & Purchase Unit:**

Payments made/cheque issued for purchase of consumable and non-consumable stocks against the confirmed Purchase Orders released by Institute's Stores and Purchase Unit are treated as final expenditure, however, advances outstanding as at the close of the financial year are disclosed separately in Balance Sheet. When the purchases are not materialized due to any reason, the cheques issued against such Purchase Orders are treated as cancelled and taken into Account as 'Refund.'

9. **Capital Works-in-Progress**

Deposit Works are accounted for as Capital Works-in-Progress on the basis of statement of accounts received from executing/ concerned department / section from time to time till the completion of the work/project. Running bills of works/project are also accounted for as Capital Works-in-progress till completion.

INDIAN INSTITUTE OF TECHNOLOGY KANPUR
Finance and Accounts Section

NOTES ON ACCOUNTS

1. The Receipts and Payment Account carries the figures of actual receipt and actual payment of the Institute during the financial year 2010-2011. It is virtually a copy of the Cash Books of the Institute main account and other subsidiary accounts. However recoveries from the head 'Salaries' are directly taken on charge in the receipt side of 'Receipts & Payment Account without entry through Cash Book- by adjustment.
2. The 'Buy-back value' adjusted in the purchases of non-consumable items have also been taken directly in the Annual Account without giving its effect in the Cash Book.
3. There is no decline in the present value of the future services to be rendered by the fixed assets.
4. There is no fall in the serviceability of the fixed assets shown on the books.
5. **Receipts/ Income:**
 - (i) The grant-in-aid received from the MHRD, Govt. of India during the financial year 2010-2011 under Non-plan for recurring expenditure is Rs. 12230.00 lakh.
 - (ii) The grant-in-aid received from the MHRD, Govt. of India during the financial year 2010-2011 under Normal Plan and Plan (OSC) is Rs. 5178.00 lakh and Rs. 5000.00 lakh respectively.
 - (iii) The Internal income during the year is divided into four parts namely (i) student fee, (ii) Interest earned on Bank Balances and (iii) Other Income which includes, auction money and other administrative receipts etc.

- (iv) The total Income of the Institute during the financial year 2010-2011 is Rs. 15728.49 lakh (Non-Plan Grant from MHRD in the current year : Rs.12230.00 lakh, Internal Income in the current year : Rs. 3498.49 lakh).

6. Payment/Expenditure:

- (i) Total Non-Plan expenditure during the financial year 2010-2011 have been divided into thirteen budget heads as prescribed by MHRD, Government of India.
- (ii) The total expenditure during the year under Non-Plan is Rs. 15928.49 lakh. The deficit of Rs. 200.00 lakh is met out from Interest Earning of Endowment Fund Account.
- (iii) The total expenditure during the year under Normal-Plan is Rs. 4104.42 lakh against the total receipts of Rs. 5753.38 lakh from MHRD including an opening balance of Rs. 575.38 lakh. Closing Balance is of Rs. 1648.96 lakh.
- (iv) The total expenditure during the year under Plan (OSC) is Rs. 6136.48 lakh against the total receipts of Rs. 6687.29 lakh from MHRD including an opening balance of Rs. 1687.29 lakh. Closing Balance is of Rs. 550.81 lakh.

7. Other Subsidiary Accounts:

Other subsidiary Accounts, which are fourteen in numbers, have been separately attached with the main Institute Account. These Accounts are: Sponsored Project A/c (called Account – II), R&D Fund A/c, Endowment Fund A/c, JEE, GATE, GATE (JMET), JAM A/c, Dean's Capital Fund A/c, Student Gymkhana A/c, Visitors Hostel A/c, Campus School A/c, Petrol Pump A/c, Pool A/c and PRMS A/c. These Accounts have separate Bank Accounts and have been shown separately in the Balance Sheet of the Institute.

The Accounts of the Provident Fund, New pension Scheme, Hall Management, Fund Hall Management, Pension Hall Management have been shown separately, which do not form part of the consolidated Balance Sheet of the Institute.

8. There are no losses from casualties because of flood, fire or other casualty.

9. **Adjustment of Audit Para:**

Adjustments of adjustable Audit Paras given in SAR (Separate Audit Report) for the financial year 2009-2010 have been made at the appropriate place.

10. Previous Years' Figures have been regrouped / re-arranged wherever required to make them comparable with the current financial years' figures.

11. Schedules 1 to 26 and receipts and payments accounts form an integral part of accounts and have been duly authenticated.

BALANCE SHEET

AS ON

31ST MARCH 2011


FORM OF FINANCIAL STATEMENTS (NON-PROFIT ORGANISATIONS)

Name of Entity: Indian Institute of Technology Kanpur


BALANCE SHEET AS AT 31st MARCH, 2011

(Amount - Rs.)

CORPUS/ CAPITAL FUND AND LIABILITIES	Schedule	Current Year	Previous Year
Corpus/ Capital Fund	1	10,006,211,046	8,868,529,882
Reserves & Surplus	2	498,241,181	465,518,779
Earmarked/ Endowment Funds	3	1,808,359,831	1,704,827,925
Funds Payable	4	30,200,000	200,000
Current liabilities and deposits	5	1,586,908,923	1,389,653,744
TOTAL		13,929,920,981	12,428,730,330
ASSETS			
Fixed Assets	6	9,793,041,447	8,634,581,634
Investments - From Earmarked/ Endowment Funds	7	1,832,353,000	1,688,853,000
Investments - Others	8	1,244,926,868	916,977,912
Current assets, loans, advances etc.	9	1,059,599,666	1,188,317,784
Miscellaneous Expenditure (to the extent not written off or adjusted)			
TOTAL		13,929,920,981	12,428,730,330
Significant Accounting Policies		Enclosed	
Contingent liabilities and Notes on Accounts		Enclosed	


Deputy Registrar (F&A)
IIT Kanpur


Registrar
IIT Kanpur


Director
IIT Kanpur


FORM OF FINANCIAL STATEMENTS (NON-PROFIT ORGANISATIONS)

Name of Entity: Indian Institute of Technology Kanpur


BALANCE SHEET OF PROVIDENT FUND AS AT 31st MARCH, 2011

(Amount - Rs.)

CORPUS/ CAPITAL FUND AND LIABILITIES	Schedule	Current Year	Previous Year
Liabilities towards CPF/GPF	10	769,704,785	736,125,870
Reserves towards CPF/GPF		109,005,059	77,743,321
TOTAL		878,709,844	813,869,191
ASSETS			
Investments	11	869,001,933	753,001,933
Bank Balance	11	9,707,911	60,867,258
TOTAL		878,709,844	813,869,191
Significant Accounting Policies		Enclosed	
Contingent liabilities and Notes on Accounts		Enclosed	


 Deputy Registrar (F&A)
 IIT Kanpur


 Registrar
 IIT Kanpur


 Director
 IIT Kanpur


FORM OF FINANCIAL STATEMENTS (NON-PROFIT ORGANISATIONS)
Name of Entity: Indian Institute of Technology Kanpur
BALANCE SHEET OF NEW PENSION SCHEME AS AT 31st MARCH, 2011

(Amount - Rs.)

CORPUS/ CAPITAL FUND AND LIABILITIES	Schedule	Current Year	Previous Year
Liabilities towards New Pension Scheme	15	4,618,862	10,864,579
Reserve & Surplus		5,000	2,809,989
TOTAL		4,623,862	13,674,568
ASSETS			
Bank Balance		4,623,862	13,674,568
TOTAL		4,623,862	13,674,568
Significant Accounting Policies		Enclosed	
Contingent liabilities and Notes on Accounts		Enclosed	


Deputy Registrar (F&A)
IIT Kanpur


Registrar
IIT Kanpur


Director
IIT Kanpur

FORM OF FINANCIAL STATEMENTS (NON-PROFIT ORGANISATIONS)

Name of Entity: Indian Institute of Technology Kanpur

BALANCE SHEET OF HALL MANAGEMENT AS AT 31st MARCH, 2011

(Amount - Rs.)

CORPUS/ CAPITAL FUND AND LIABILITIES	Schedule	Current Year	Previous Year
Reserves & Surplus	12	29,400,386	35,558,218
Current Liabilities	12A	3,800,000	1,700,000
TOTAL		33,200,386	37,258,218
ASSETS			
Investments - Others	13	21,700,000	22,700,000
Current assets, loans, advances etc.	14	10,498,123	14,558,218
Excess of Expenditure over Income in Hall Management	12	1,002,263	0
Miscellaneous Expenditure (to the extent not written off or adjusted)			
TOTAL		33,200,386	37,258,218
Significant Accounting Policies		Enclosed	
Contingent liabilities and Notes on Accounts		Enclosed	


 Deputy Registrar (F&A)
 IIT Kanpur


 Registrar
 IIT Kanpur


 Director
 IIT Kanpur

INCOME AND EXPENDITURE ACCOUNTS

FOR THE FINANCIAL YEAR

2010 - 2011


FORM OF FINANCIAL STATEMENTS (NON-PROFIT ORGANISATIONS)
Name of Entity - INDIAN INSTITUTE OF TECHNOLOGY KANPUR
INCOME AND EXPENDITURE ACCOUNT FOR THE PERIOD/ YEAR ENDED (2010-2011)

(Amount - Rs.)

INCCME	Schedule	Current Year	Previous Year
Grants-in-aid from MHRD (Non-Plan)	26	1,223,000,000	1,385,500,000
Grant-in-aid from MHRD (Normal Plan - General - Object Head 31)		65,000,000	0
Grant-in-aid from MHRD (Plan - OSC - Recurring Grant)		103,704,703	0
Student Fees	16	202,178,392	156,368,726
Funds from Endowment Fund A/c for Non-Plan activities	-	20,000,000	17,500,000
Interest Earned on Bank Balances	-	3,801,806	5,257,757
Other Income	17	143,868,958	127,527,213
Saving Transferred from Endowment Fund Account		0	27,742,089
TOTAL (A)		1,761,553,859	1,719,835,785
EXPENDITURE			
Details of Expenditure in 13 Items as prescribed by MHRD, Government of India	18		
1) Establishment Expenses (Pay & Allowances)		709,944,033	772,330,950
2) Retirement Benefits		363,582,090	331,513,573
3) Students Scholarship/Assistanceship		201,821,897	161,092,294
4) Administrative Expenses		36,384,054	62,723,770
5) Departmental Expenses including Laboratories		82,295,186	67,326,825
6) Computing Facilities		2,202,161	3,624,594
7) Student Support Services		5,586,469	8,984,540
8) Transport Subsidy		5,463,006	4,884,694

(Amount - Rs.)

EXPENDITURE	Schedule	Current Year	Previous Year
9) Hall Payments (Subsidy to Hall/Mess Charges)		89,594,000	74,823,400
10) Health Facilities		0	25,407,112
11) Housekeeping & Maintenance		115,635,080	93,329,986
12) Water & Electricity		149,045,883	135,228,791
Revenue Expenditure		1,761,553,859	1,741,270,529
Capital Expenditure made from Non-Plan Fund			
Periodicals & Journals		0.00	0.00
TOTAL (B) Net Non-Plan Expenditure		1,761,553,859	1,741,270,529
Balance being excess of Income over Expenditure (A-B)		-	(21,434,744)
Transfer to Specific Reserve		0.00	0.00
Transfer to / from General Reserve		0.00	0.00
BALANCE BEING SURPLUS/ (DEFICIT) CARRIED TO CORPUS/CAPITAL FUND		-	(21,434,744)
SIGNIFICANT ACCOUNTING POLICIES		Enclosed	
CONTINGENT LIABILITIES AND NOTES ON ACCOUNTS		Enclosed	


Deputy Registrar (F&A)
IIT Kanpur


Registrar
IIT Kanpur

FORM OF FINANCIAL STATEMENTS (NON-PROFIT ORGANISATIONS)


Name of Account - Account - II, I.I.T. Kanpur

INCOME AND EXPENDITURE ACCOUNT FOR THE PERIOD/ YEAR ENDED (FY 2010-2011)

(Amount - Rs.)

INCOME	Schedule	Current Year	Previous Year
Grants Received from Government of India		854,765,660	728,10,644
Grants Received from State Government		4,291,036	9,849,405
Grants Received from other sources including testing fees		278,516,805	272,413,145
Other Income		18,455,118	15,859,813
TOTAL (A)		1,156,028,619	1,026,263,007
EXPENDITURE			
Establishment & Administrative Expenses		18,455,118	15,859,813
Consumables - Various Projects		435,639,274	490,247,382
Refund to Agencies		103,583,981	42,601,327
TOTAL (B)		557,678,373	548,708,522
Balance being excess of Income over Expenditure (A-B)		598,350,246	477,554,485
Transfer to Capital Fund		324,888,370	255,367,994
Transfer to / from General Reserve		-	-
BALANCE BEING SURPLUS/ (DEFICIT) CARRIED TO PROJECT BALANCE (CREDIT)		273,461,876	222,186,491


 Deputy Registrar (F&A)
 IIT Kanpur


 Registrar
 IIT Kanpur


FORM OF FINANCIAL STATEMENTS (NON-PROFIT ORGANISATIONS)


Name of Account: Research & Development Account, I.I.T Kanpur

INCOME AND EXPENDITURE ACCOUNT FOR THE PERIOD/ YEAR ENDED (FY 2010-2011)

(Amount - Rs.)

INCOME	Schedule	Current Year	Previous Year
Overhead Charges from Sponsors		16,250,462	29,806,555
Overhead Charges from Consultancy/ Testing		14,784,672	8,214,887
Income from Continuing Education		0	579,994
Interest on Investments		79,891,524	58,824,978
Other Miscellaneous Receipts		30,389,404	14,691,122
TOTAL (A)		141,316,062	112,117,536
EXPENDITURE			
Recurring Expenditure		35,456,857	20,355,058
Overheads		732,800	4,824,230
Bank Charges		2,475	524
Payment to Account - II		0	21,710,161
TOTAL (B)		36,192,132	46,889,973
Balance being excess of Income over Expenditure (A-B)		105,123,930	65,227,563
Transfer to Capital Fund		762,440	0
Transfer to Institute Account for R&D Activities		35,576,000	38,533,000
Transfer to / from General Reserve			
BALANCE BEING SURPLUS/ (DEFICIT) CARRIED TO RESERVE AND SURPLUS		68,785,490	26,694,563
SIGNIFICANT ACCOUNTING POLICIES			
CONTINGENT LIABILITIES AND NOTES ON ACCOUNTS			


 Deputy Registrar (F&A)
 IIT Kanpur


 Registrar
 IIT Kanpur

FORM OF FINANCIAL STATEMENTS (NON-PROFIT ORGANISATIONS)

Name of Account: JEE Account, I.I.T. Kanpur

INCOME AND EXPENDITURE ACCOUNT FOR THE PERIOD/ YEAR ENDED (FY 2010-2011)

(Amount - Rs.)

INCOME	Schedule	Current Year	Previous Year
Sale of Application Forms		46,745,500	53,679,500
Centre Change		23,050	750
Counseling Fee/ Admission Fee		29,905,800	8,034,000
Miscellaneous Receipt		82,625	9,000
Organizational Share from Other IITs		200,000	1,485,900
Interest Received			
SBI Saving Bank Account		915,590	393,140
UBI Saving Bank Account		3,636	2,789
SBI TDRs		487,363	512,285
TOTAL (A)		78,363,564	64,117,364
EXPENDITURE			
Honorarium		10,291,954	8,483,371
Travelling Allowance		1,473,042	1,308,383
Centre Contingencies Expenses		9,106,775	9,705,501
Contingencies		216,932	1,291,111
Postage		2,070,893	1,898,476
Printing & Stationary		27,114,466	1,110,936
Computer Accessories/Consumables		1,118,735	307,603
Food Allowance		1,150,000	730,899
Bank Charges / Commission on sale of forms		287,585	323,360
Fund Transfer to IIT Kanpur (Student Fee)		28,600,000	8,629,200
Fund Transfer to IIT Rajasthan (Student Fee)		0	1,448,700
Staff Salary transfer to Institute A/c		653,829	887,755

Accommodation/Visitors Hostel	1,795,127	831,157
Counselling Fee	0	1,669,500
Organizing share to other IITs	386,929	5,452
Confidential Operation	0	100,758
Telephone Rental Charges	63,604	89,132
Miscellaneous Expenses	226,360	7,541
TOTAL (B)	84,556,231	38,828,835
Balance being excess of Expenditure over Income (B-A)	(6,192,667)	25,288,529
Transfer to Capital Fund	386,734	1,097,474
Fund Transfer to Institute	25,050,610	11,758,210
BALANCE BEING SURPLUS/ (DEFICIT) CARRIED TO RESERVE AND SURPLUS	(31,630,011)	12,432,845
SIGNIFICANT ACCOUNTING POLICIES		
CONTINGENT LIABILITIES AND NOTES ON ACCOUNTS		


 Deputy Registrar (F&A)
 IIT Kanpur


 Registrar
 IIT Kanpur

FORM OF FINANCIAL STATEMENTS (NON-PROFIT ORGANISATIONS)

Name of Account: GATE Account, I.I.T. Kanpur

INCOME AND EXPENDITURE ACCOUNT FOR THE PERIOD/ YEAR ENDED (FY 2010-2011)

(Amount - Rs.)

INCOME	Schedule	Current Year	Previous Year
Sale of Forms		40,985,771	163,286,302
Centre Change		52,000	35,400
Miscellaneous Receipt		13,400	21,028
Interest Received		813,766	856,513
Score Card		0	1,500
Common Share		270,000	0
TOTAL (A)		42,134,937	164,200,743
EXPENDITURE			
Salary & Honorarium			
Institute Account		6,695,078	3,911,977
Staff		824,879	617,762
Centre Expenses		4,357,845	3,434,807
Telephone Expenses		18,179	26,326
Postal Expenses		1,572,163	1,157,773
Contingency		1,756,095	3,009,919
Bank Commision		30,842	43,474
Printing Expenses		10,159	13,465
Common Share		25,212,600	101,607,790
Transfer to JAM		0	800,000
Travelling Expenses		1,452,304	1,466,674
TOTAL (B)		41,930,144	116,089,967

Balance being excess of Income over Expenditure (A-B)		204,793	48,110,776
Transfer to Capial Fund		91,720	493,983
Transfer to Institute (Surplus)		10,000,000	20,000,000
BALANCE BEING SURPLUS/ (DEFICIT) CARRIED TO RESERVE AND SURPLUS		(9,886,927)	27,616,793


Deputy Registrar (F&A)
IIT Kanpur


Registrar
IIT Kanpur

FORM OF FINANCIAL STATEMENTS (NON-PROFIT ORGANISATIONS)
Name of Account - GATE (JMET) Account, I.I.T. Kanpur
INCOME AND EXPENDITURE ACCOUNT FOR THE PERIOD/ YEAR ENDED (FY 2010-2011)

(Amount - Rs.)

INCOME	Schedule	Current Year	Previous Year
Interest		209,109	94,159
Sale of Form		0	7,500
Miscellaneous Receipt		0	1,750
Common Share		2,521,990	0
TOTAL (A)		2,731,099	103,409
EXPENDITURE			
Salary & Honorarium		480,980	0
Travelling Allowances		42,426	104,994
Printing Charges		0	36,967
Centre Expenses		145,740	304,765
Contingencies		39,304	73,401
TOTAL (B)		708,450	520,127
Balance being excess of Income over Expenditure (A-B)		2,022,649	(416,718)
Transfer to Special Reserve (Specify each)			
Transfer to / from General Reserve			
BALANCE BEING SURPLUS/ (DEFICIT) CARRIED TO RESERVE AND SURPLUS		2,022,649	(416,718)


Deputy Registrar (F&A)
IIT Kanpur


Registrar
IIT Kanpur


FORM OF FINANCIAL STATEMENTS (NON-PROFIT ORGANISATIONS)


Name of Account - JAM Account, I.I.T. Kanpur

INCOME AND EXPENDITURE ACCOUNT FOR THE PERIOD/ YEAR ENDED (FY 2010-2011)

(Amount - Rs.)

INCOME	Schedule	Current Year	Previous Year
Common Share		2,536,479	2,382,296
Transfer from GATE		0	800,000
Admission Fee		10,000	0
TOTAL (A)		2,546,479	3,182,296
EXPENDITURE			
Salary & Honorarium		1,724,420	1,859,400
Travelling Allowances		308,372	186,741
Bank Charges		1,000	650
Centre Expenses		295,580	198,200
Contingencies		52,570	2,511
TOTAL (B)		2,381,942	2,247,502
Balance being excess of Income over Expenditure(A-B)		164,537	934,794
Transfer to Capital Fund			
Transfer to / from General Reserve			
BALANCE BEING SURPLUS/ (DEFICIT) CARRIED TO RESERVE AND SURPLUS		164,537	934,794


 Deputy Registrar (F&A)
 IIT Kanpur



 Registrar
 IIT Kanpur

FORM OF FINANCIAL STATEMENTS (NON-PROFIT ORGANISATIONS)
Name of Account - Deans Capital Fund Account, I.I.T. Kanpur
INCOME AND EXPENDITURE ACCOUNT FOR THE PERIOD/ YEAR ENDED (FY 2010-2011)

(Amount - Rs.)

INCOME	Schedule	Current Year	Previous Year
Publication Fee		424,500	361,250
Career Development Programme		339,600	289,000
Student Amenities Subscription		2,903,700	2,616,600
Hostel Admission Fee		839,000	722,500
Room Rent 50%		305,702	499,328
Room Rent Project Employees		0	67,500
Interest Earned on Investment		2,396,549	1,372,581
Music System (Hire Charges)		500	2,000
Donation by student for DCF		36,400	41,650
TOTAL (A)		7,245,951	5,972,909
EXPENDITURE			
Establishment / Administrative Expenses		1,153,399	1,106,190
TOTAL (B)		1,153,399	1,106,190
Balance being excess of Income over Expenditure (A-B)		6,092,552	4,866,719
Transfer to Capital Fund		2,048,396	786,975
Transfer to / from General Reserve			
BALANCE BEING SURPLUS/ (DEFICIT) CARRIED TO RESERVE AND SURPLUS		4,044,156	4,079,744


Deputy Registrar (F&A)
IIT Kanpur


Registrar
IIT Kanpur

FORM OF FINANCIAL STATEMENTS (NON-PROFIT ORGANISATIONS)

Name of Account: Student Gymkhana Account, I.I.T Kanpur

INCOME AND EXPENDITURE ACCOUNT FOR THE PERIOD/ YEAR ENDED (FY 2010-2011)

(Amount - Rs.)

INCOME	Schedule	Current Year	Previous Year
Student Contribution		1,503,450	1,339,500
Matching Grant from Institute		1,121,063	1,061,350
Interest received on Investment		0	88,822
Discretionary Account		0	41,827
Swimming Pool Management Account		625,800	564,000
Other Receipts			
Science & Technology Council		44,286	0
President Council		18,000	9,451
Games Council		13,620	29,740
SPEC		192,895	55,335
TOTAL (A)		3,519,114	3,190,525
EXPENDITURE			
Discretionary Account		2,016	2,461
Swimming Pool Management Account		628,269	551,106
Bank Charges		438	400
Convenor A/c		5,454	1,394
Other Payments			
President Council		552,254	327,684
Games Council		576,802	591,347
Science & Technology Council		475,336	404,451
SPEC		67,765	36,754
FMC Council		281,724	185,017
Cultural Council		514,070	829,664
TOTAL (B)		3,104,128	2,931,278

Balance being excess of Income over Expenditure (A-B)		414,986	260,247
Transfer to Special Reserve (Specify each)			
Transfer to / from General Reserve			
BALANCE BEING SURPLUS/ (DEFICIT) CARRIED TO RESERVE AND SURPLUS		414,986	260,247


 Deputy Registrar (F&A)
 IIT Kanpur


 Registrar
 IIT Kanpur


FORM OF FINANCIAL STATEMENTS (NON-PROFIT ORGANISATIONS)


Name of Account: Visitors Hostel Account, I.I.T Kanpur

INCOME AND EXPENDITURE ACCOUNT FOR THE PERIOD/ YEAR ENDED (FY 2010-2011)

(Amount - Rs.)

INCOME	Schedule	Current Year	Previous Year
Mess Receipt		4,751,142	4,108,862
Room Rent		5,151,011	4,300,650
Cxld Charges		26,019	27,261
Facilities Rent		346,650	266,438
VH Extension		334,905	53,150
Interest Earned from Bank		238,615	254,695
Service Charges (Dining Hall)		164,520	16,250
P.C.O.		996	17,685
Miscellaneous Receipts		30,287	17,130
Judicial Trainees		219,000	0
TOTAL (A)		11,263,145	9,062,121
EXPENDITURE			
Mess Purchase		3,165,522	3,258,585
Room Rent		5,116,011	4,252,200
Cxld Charges		26,019	27,261
Facilities Rent		346,650	266,438
VH Extension		334,905	52,310
Service Charges		712,672	617,829
Cable TV Charges		60,000	48,450
Utencils/ Consumables		170,551	144,300
Bank Charges		778	1,562
P.C.O. Expenses		608	8,357
Judicial Trainees		217,544	
TOTAL (B)		10,151,260	8,677,292
Balance being excess of Expenditure over Income (B-A)		1,111,885	384,829
Transfer to Capital Fund			
Transfer to / from General Reserve			
BALANCE BEING SURPLUS/ (DEFICIT) CARRIED TO RESERVE AND SURPLUS		1,111,885	384,829


 Deputy Registrar (F&A)
 IIT Kanpur


 Registrar
 IIT Kanpur


FORM OF FINANCIAL STATEMENTS (NON-PROFIT ORGANISATIONS)

Name of Account : Campus School, I.I.T Kanpur

INCOME AND EXPENDITURE ACCOUNT FOR THE PERIOD/ YEAR ENDED (FY 2010-2011)

(Amount - Rs.)

INCOME	Schedule	Current Year	Previous Year
Fee Collected		639,870.00	669,975.00
Other Income		4,929.00	4,709.00
TOTAL (A)		644,799.00	674,684.00
EXPENDITURE			
TOTAL (B)		-	-
Balance being excess of Income over Expenditure (A-B)		644,799.00	674,684.00
Transfer to Institute Account		639,870.00	669,975.00
Transfer to / from General Reserve			
BALANCE BEING SURPLUS/ (DEFICIT) CARRIED TO RESERVE AND SURPLUS		4,929.00	4,709.00


 Deputy Registrar (F&A)
 IIT Kanpur


 Registrar
 IIT Kanpur


FORM OF FINANCIAL STATEMENTS (NON-PROFIT ORGANISATIONS)


Name of Account : Petrol Pump, I.I.T Kanpur

INCOME AND EXPENDITURE ACCOUNT FOR THE PERIOD/ YEAR ENDED (FY 2010-2011)

(Amount - Rs.)

INCOME	Schedule	Current Year	Previous Year
Sale of Petrol		17,807,103	13,998,881
TOTAL (A)		17,807,103	13,998,881
EXPENDITURE			
Cost of Petrol Sold		17,385,605	13,530,937
Honorarium to Staff		28,200	28,200
Stamping Expenses		1,420	910
Printing Charges		990	0
TOTAL (B)		17,416,215	13,560,047
Balance being excess of Income over Expenditure (A-B)		390,888	438,834
Transfer to Institute Account		505,197	9,243
Transfer to / from General Reserve			
BALANCE BEING SURPLUS/ (DEFICIT) CARRIED TO RESERVE AND SURPLUS		(114,309)	429,591


 Deputy Registrar (F&A)
 IIT Kanpur


 Registrar
 IIT Kanpur


FORM OF FINANCIAL STATEMENTS (NON-PROFIT ORGANISATIONS)


Name of Account : Pool Account, I.I.T Kanpur

INCOME AND EXPENDITURE ACCOUNT FOR THE PERIOD/ YEAR ENDED (FY 2010-2011)

(Amount - Rs.)

INCOME	Schedule	Current Year	Previous Year
Interest on Investment		487,363	512,285
Other Interest		67,814	10,465
TOTAL (A)		555,177	522,750
EXPENDITURE			
Bank Charges		0	100
Interest Transferred to Endowment Fund Account		67,814	10,365
Interest Transferred to JEE		487,363	512,285
TOTAL (B)		555,177	522,750
Balance being excess of Income over Expenditure (A-B)		-	-
Transfer to Institute Account			
Transfer to / from General Reserve			
BALANCE BEING SURPLUS/ (DEFICIT) CARRIED TO RESERVE AND SURPLUS		-	-



 Deputy Registrar (F&A)
 IIT Kanpur


 Registrar
 IIT Kanpur

FORM OF FINANCIAL STATEMENTS (NON-PROFIT ORGANISATIONS)
Name of Account : New Pension Account, I.I.T Kanpur
INCOME AND EXPENDITURE ACCOUNT FOR THE PERIOD/ YEAR ENDED (FY 2010-2011)

(Amount - Rs.)

INCOME	Schedule	Current Year	Previous Year
Interest Received		0	1,879,364
TOTAL (A)		-	1,879,364
EXPENDITURE			
Bank Charges		1,100	0
TOTAL (B)		1,100	-
Balance being excess of Expenditure over Income (B-A)		(1,100)	1,879,364
Transfer to Special Reserve (Specify each)			
Transfer to / from General Reserve			
BALANCE BEING SURPLUS/ (DEFICIT) CARRIED TO SCHEDULE 15		(1,100)	1,879,364


Deputy Registrar (F&A)
IIT Kanpur


Registrar
IIT Kanpur

FORM OF FINANCIAL STATEMENTS (NON-PROFIT ORGANISATIONS)
Name of Account: Hall Management Account, I.I.T Kanpur
INCOME AND EXPENDITURE ACCOUNT FOR THE PERIOD/ YEAR ENDED (FY 2010-2011)

(Amount - Rs.)

INCOME	Schedule	Current Year	Previous Year
Grant from Institute		28,000,000	33,500,000
Other Income			
Mess Establishment Charges			
Institute		61,594,000	41,323,400
Research & Development		0	64,550
Interest Received		261,783	61,669
TOTAL (A)		89,855,783	74,949,619
EXPENDITURE			
Pay & Allowances		30,476,185	33,058,780
Bank Charges		50	200
Liveries		143,951	184,439
Electric Charges		3,535,942	467,445
Mess Daily Wage Account		0	3,650,258
Payment of Privatisation of Hall Mess		41,808,863	18,746,190
Medical Reimbursement		1,947,989	1,759,682
Tuition Fee Reimbursement		52,921	115,253
Home Town/ LTC Expenses		60,875	14,503
Transfer to Pension Hall Management Account		12,700,000	15,900,000
Mess Maintenance		0	0
LIC Premium		0	468
Miscellaneous Expense		1,822,621	498,535
TOTAL (B)		92,549,397	74,395,753
Balance being excess of Expenditure over Income (B-A)		(2,693,614)	553,866
Transfer to Capital Fund		0	36,000
Transfer to / from General Reserve		0	0
BALANCE BEING SURPLUS/ (DEFICIT) CARRIED TO RESERVE AND SURPLUS		(2,693,614)	517,866


Deputy Registrar (F&A)
IIT Kanpur


Registrar
IIT Kanpur


FORM OF FINANCIAL STATEMENTS (NON-PROFIT ORGANISATIONS)

Name of Account: Fund Hall Management, I.I.T. Kanpur

INCOME AND EXPENDITURE ACCOUNT FOR THE PERIOD/ YEAR ENDED (FY 2010-2011)

(Amount - Rs.)

INCOME	Schedule	Current Year	Previous Year
Subscription		9,425,440	10,325,255
Interest Earned on TDRs/SB/Misc.)		1,681,251	2,055,589
TOTAL (A)		11,106,691	12,380,844
EXPENDITURE			
Final Payment to Retired Mess Employees and GPF Withdrawls		14,380,314	7,537,090
Medical Recovery Tr. to Hall Management		13,170	0
TOTAL (B)		14,393,484	7,537,090
Balance being excess of Expenditure over Income (B-A)		(3,286,793)	4,843,754
Transfer to Special Reserve (Specify each)		-	-
Transfer to / from General Reserve		-	-
BALANCE BEING SURPLUS/ (DEFICIT) CARRIED TO RESERVE AND SURPLUS		(3,286,793)	4,843,754


 Deputy Registrar (F&A)
 IIT Kanpur


 Registrar
 IIT Kanpur

FORM OF FINANCIAL STATEMENTS (NON-PROFIT ORGANISATIONS)
Name of Account: Pension Hall Management Account, I.I.T Kanpur
INCOME AND EXPENDITURE ACCOUNT FOR THE PERIOD/ YEAR ENDED (FY 2010-2011)

(Amount - Rs.)

INCOME	Schedule	Current Year	Previous Year
Transfer from Hall Management Account		12,700,000	15,900,000
Interest received		34,161	471,231
TOTAL (A)		12,734,161	16,371,231
EXPENDITURE			
Gratuity & Commutation		5,149,267	4,844,670
Bank Charges		235	200
Loan Recovery Tr. to Hall Management		50,000	0
Medical Recovery Tr. to Hall Management		31,261	0
Family Pension, Pension & Ex-gratia		8,683,086	13,192,536
TOTAL (B)		13,913,849	18,037,406
Balance being excess of Expenditure over Income (B-A)		(1,179,688)	(1,666,175)
Transfer to Special Reserve (Specify each)		-	-
Transfer to / from General Reserve		-	-
BALANCE BEING SURPLUS/ (DEFICIT) CARRIED TO RESERVE AND SURPLUS		(1,179,688)	(1,666,175)


Deputy Registrar (F&A)
IIT Kanpur


Registrar
IIT Kanpur

RECEIPT AND PAYMENT ACCOUNTS

FOR THE FINANCIAL YEAR

2010 - 2011

Name of Entity : INDIAN INSTITUTE OF TECHNOLOGY KANPUR
RECEIPTS AND PAYMENTS FOR THE PERIOD/ YEAR ENDED (2010-2011)

(Amount In Rs.)

RECEIPTS	Current Year	Previous Year	PAYMENTS	Current Year	Previous Year
Opening Balances			Non-Plan Expenditure		
a) Cash in hand	0	0	Details of Expenditure in 13 Items as prescribed by MHRD, Government of India		
b) Bank Balances:			1) Establishment Expenses (Pay & Allowances)	727,860,627	789,114,564
i) In SBI	270,498,438	221,376,164	2) Retirement Benefits	369,091,998	336,971,456
ii) In SBI (ATM Account)	5,000	5,001	3) Students Scholarship/Assistanceship	62,662,441	151,108,996
iii) Pension Accounts	27,975	56,362	4) Administrative Expenses	38,795,281	54,265,581
iii) In UBI	33,492,189	17,227,809	5) Departmental Expenses including Laboratories	83,467,926	67,259,597
iv) Canara Bank	1,355,453	1,172,689	6) Computing Facilities	2,202,161	3,624,594
v) IWD Account	1,237,497	7,601,729	7) Student Support Services	6,153,555	12,348,094
Grants Received			8) Transport Subsidy	5,463,006	4,884,694
a) From Government of India			9) Payments (Canteen/Mess/Hall)	89,594,000	74,823,400
Non-Plan (2009-2010)	0	1,385,500,000	10) Health Facilities	0	27,996,825
Plan (2009-2010)	0	350,000,000	11) Housekeeping & Maintenance	90,000,000	93,329,986
Plan(OSC) (2009-2010)	0	670,000,000	12) Water & Electricity	149,045,883	135,228,791
Non-Plan (2010-2011)	1,223,000,000	0	(Schedule - 18)		
Plan (2010-2011)	517,800,000	0	Expenditure against Normal Plan Grant		
Plan(OSC) (2010-2011)	500,000,000	0	A. Non-Recurring Expenditure(Fixed Assets/WIP)		
b) From State Government	0	0	a) Building & Works		
c) From Other Sources :			* Fixed Assets	84,768,273	63,279,404
For Non-Plan Activities	20,000,000	17,500,000	* Capital Work-in-Progress	90,783,504	61,904,553
Income on Investments From			b) Non-Consumables (Equipment, Furniture etc.)	68,292,979	140,785,318
a) Interest on Bank Accounts	3,801,806	5,257,757	c) Major Research Equipment under CARE Scheme	0	3,194,542
Other Income			d) Advance for Import	30,820,230	72,310,511
a) Students Receipts	206,138,043	158,885,576	e) Initiation Grants to New Faculty - Development Program to Account - II	10,000,000	10,000,000
(Schedule - 16)			f) Periodicals & Journals	47,500,000	37,500,000
b) Other Receipts	144,012,858	127,579,515	g) High Computing Facilities	31,637,773	16,599,717
(Schedule - 17)			B. Recurring Expenditure		
Saving Transferred from Endowment Fund Account	0	27,742,089	i) Scholarship (Y-10 Batch)	65,000,000	11,508,686
			Expenditure against Plan Grant - Capacity Expansion (OSC) (Schedule - 20)	617,192,597	606,663,043

Refunds			Refunds		
a) Refunds (Recurring) (Schedule-21)	31,647,558	31,333,000	Dishonoured Cheques: (Schedule 17 & 21)	303,736	264,509
b) Refunds (Normal Plan) (Schedule-22)	18,360,943	52,541,309	Student Fee Refund - Not Enrolled	2,887,768	1,779,778
c) Refunds (Plan - OSC) (Schedule-22)	3,544,409	576,120	Dishonoured Cheques: Student Fees (Schedule - 16 & 17)	1,071,883	797,072
Bank Transfer (IWD)	607,000,000	590,700,000	Bank Transfer (IWD)	607,000,000	590,700,000
Bank to Bank/Bank to Cash/Cash to Bank	382,272,979	254,221,705	Bank to Bank/Bank to Cash/Cash to Bank	382,272,979	254,221,705
Temporary Loans	395,000,000	221,000,000	Temporary Loans	395,000,000	221,000,000
Investment Encashed	130,000,000	500,000,000	Investment Made	130,000,000	500,000,000
Loans & Advances			Loans & Advances		
HBA	2,949,863	3,726,933	HBA	2,200,000	5,604,200
Conveyance Advance	1,769,067	2,833,397	Conveyance Advance	1,206,000	1,095,000
PC Advance	389,067	533,303	PC Advance	280,000	80,000
Festival Advance	1,712,100	1,951,950	Festival Advance	1,713,000	1,418,850
Other Receipts			Other Payments		
a) Student Fee (Transf.) - (Schedule-23)	19,146,705	11,476,404	a) Student Fee (Transferrable) - (Schedule-23)	19,146,705	11,476,404
b) Student Caution Money (ICM/LCM)	3,584,200	5,400,200	b) Student Caution Money (ICM/LCM)	1,880,400	2,377,700
c) Caution Money to be transferred from Endowment A/c	1,632,000	0	c) Caution Money Transferred to Endowment A/c	3,258,000	4,319,786
d) Other Receipts (Transferrable) (Schedule-24)	301,123,732	281,600,291	d) Other Payments (Transferrable)	302,795,039	272,915,563
e) Refundable Receipts	15,316,713	4,208,729	e) Refundable Payments	16,226,030	3,484,637
f) Earnest Money	51,500	267,999	f) Earnest Money	148,050	95,000
g) Security Deposit (IWD)	8,574,942	9,710,292	g) Security Deposit (IWD)	7,001,299	8,421,153
h) V Kar Security	0	233,209	h) V Kar Security	0	849,271
		0	Closing Balances		
			a) Cash in hand	0	0
			b) Bank Balances:		
			i) In SBI	273,117,585	270,498,438
			ii) In SBI (ATM Account)	5,000	5,000
			iii) Pension Accounts	27,975	27,975
			iv) In UBI	23,335,001	33,492,189
			v) Canara Bank	1,953,150	1,355,453
			vi) In SBI (Internet Banking)	7,284	
			v) IWD Account	2,155,919	1,237,497
Total	4,845,445,037	4,962,219,532	Total	4,845,445,037	4,962,219,532


Deputy Registrar (F&A)
IIT Kanpur

Registrar
IIT Kanpur

Name of Account: Account - II, I.I.T Kanpur
RECEIPTS AND PAYMENTS FOR THE PERIOD/ YEAR ENDED (FY 2010-2011)

(Rs.in lakh)

RECEIPTS	Current Year	Previous Year	PAYMENTS	Current Year	Previous Year
Opening Balances			Establishment / Administrative Expenses	18,455,118	15,859,813
Bank Balances			Payment made against funds for various Projects	479,018,507	533,492,521
In State Bank of India	223,325,410	93,618,368	Loan to SIDBI Incubatecs	116,000	2,031,070
In Union Bank of India	24,781,008	41,160,593	Advance made against funds for various Projects	4,423,215	0
Cash in Hand	0	0	Expenditure on Fixed Assets and Capital Work in Progress		
Grant Received			a) Purchase of Non Consumable Items (Equipment, Furniture, Patents, Books etc.)	342,025,444	292,426,223
From Government of India	854,837,658	728,905,560	b) Payments for Non - Consumable (Advances)	19,964,775	14,129,865
From State Government	4,291,036	10,380,830	Investments and Deposits Made	540,000,000	482,500,000
From Other Sources including testing fees	278,631,205	272,250,260	Refund of Surplus Money to Agencies	104,061,738	42,601,327
Investment Encashed	183,500,000	330,000,000	Refund of Caution Money	14,000	0.00
Refund of Staff Loans/Advances	141,840	595,474	Loans/Advance to Staff	21,000	1,333,500
Refund / Non Consumables	10,323,129	48,453,857	Dishonoured / Cancelled Cheques		
Refund / Consumables	26,455,221	18,570,910	From Government of India	71,998	764,916
Refund - Against Expenses from R&D	18,455,118	15,859,813	From State Government	0	531,425
Temporary Loans			From Other Sources including testing fees	114,400	7,765
From R&D	35,000,000	6,000,000	Contra Items	43,670,074	42,713,474
From Account - I	250,000,000	120,000,000	Refundable Payments	377,691	0
From Endowment	0	20,400,000	Temporary Loans		
Contra Items	43,670,074	42,713,474	From R&D	35,000,000	0
Refundable Receipt	377,691	0	From Account - I	250,000,000	120,000,000
Any Other Receipts			From Endowment	30,000,000	400,000
Initiation Grant (Consumables)	1,923,193	3,438,403	Closing Balance		
Initiation Grant (Non-Consumables)	14,765,000	18,272,391	Bank Balances		
Deposit Back (NON-REC)	1,409,952	4,482,667	In State Bank of India	73,728,993	223,325,410
Deposit Back (REC)	14,159,646	19,906,905	In Union Bank of India	127,822,626	14,781,008
Cancelled Cheques (NON-REC)	1,519,468	389,241	Cash In Hand	0	0
Cancelled Cheques (Grant Refund)	477,757	170,650			
Cancelled Cheques (REC)	841,173	1,328,921			
Cancelled Cheques (Investment)	80,000,000	0			
	2,068,885,579	1,796,898,317		2,068,885,579	1,796,898,317


Deputy Registrar (F&A)
IIT Kanpur


Registrar
IIT Kanpur

FORM OF FINANCIAL STATEMENTS (NON-PROFIT ORGANISATIONS)
Name of Account: Research & Development Account, I.I.T Kanpur
RECEIPTS AND PAYMENTS FOR THE PERIOD/ YEAR ENDED (FY 2010-2011)

(Amount - Rs.)

RECEIPTS	Current Yr.	Previous Yr.	PAYMENTS	Current Yr.	Previous Yr.
Opening Balance	26,163,239	51,968,676	Recurring Expenditure	35,456,857	20,355,058
Interest Received	79,998,990	58,824,978	Transfer to Institute Account	35,576,000	38,533,000
Overhead Charges			Non-Recurring Expenditure	762,440	0
From Sponsors	16,250,462	29,806,555	Overheads	732,800	4,824,230
From Consultancy/Test	14,784,672	8,214,887	Bank Charges	2,475	524
Other Income			Interest Refund	107,466	0
Income from Continuing Education	0	579,994	Payment to Account - II	0	21,710,161
Other Miscellaneous Receipts	30,389,404	14,700,726	Investment made	100,000,000	175,000,000
Temporary Loans (A/c-I)	35,000,000	0	Cheque Dishonoured	0	9,604
Temporary Loans (A/c-II)	35,000,000	0	Temporary Loans (A/c-I)	35,000,000	0
Investment Encashed	25,000,000	128,500,000	Temporary Loans (A/c-II)	35,000,000	6,000,000
Cancelled Cheques (Investment)	30,000,000	0	Closing Balance	49,948,729	26,163,239
	292,586,767	292,595,816		292,586,767	292,595,816



Deputy Registrar (F&A)
IIT Kanpur


Registrar
IIT Kanpur

FORM OF FINANCIAL STATEMENTS (NON-PROFIT ORGANISATIONS)
Name of Account: Endowment Fund Account, I.I.T Kanpur
RECEIPTS AND PAYMENTS FOR THE PERIOD/ YEAR ENDED (2010-2011)

(Amount - Rs.)

RECEIPTS	Current Year	Previous Year	PAYMENTS	Current Year	Previous Year
Opening Balances			Establishment / Administrative Expenses		
Bank Balances	15,841,956	31,170,546	Endowment Fund Promotional A/c	6,325,770	7,868,576
By Adjustment (Round Off)	2	0	Bank Charges	41,677	18,938
			DRPG Pool A/c	57,531	69,985
Designated Donations			Development / Operational Expenditure		
Donation Received	40,817,778	41,312,462	From Interest of General Corpus	41,424,257	37,690,011
			From Interest of Donations	29,124,069	36,897,534
Interest Received			Designated Donations		
Interest on Investments	152,140,084	148,888,856	Towards Donations/Specific Use	11,469,509	3,380,425
			Towards Payment of SIDBI (Interest)	3,564,730	6,787,167
Investment Encashed	480,500,000	168,800,000	Investment made	624,000,000	245,800,000
Temporary Loans			Temporary Loans		
From A/c - I	50,000,000	30,000,000	To A/c - I	50,000,000	30,000,000
From A/c - II	30,000,000	400,000	To A/c - II	0	20,400,000
Caution Money	3,258,000	4,319,786	Refundable Receipt A/c	3,450,281	35,582,409
Refundable Receipt A/c	3,450,281	7,840,320	Refund of Interest on Investment	291,621	0
Miscellaneous Receipt	25,233	0	Caution Money	1,632,000	2,442,000
Refund of Donation / Specific Use	1,354,942	0	Fund Transfer to Account - II	0	132,969
SIDBI Fund	0	10,000,000			
Refund of Excess Amount Transfer	0	180,000	Closing Balance	6,006,831	15,841,956
	777,388,276	442,911,970		777,388,276	442,911,970


Deputy Registrar (F&A)
IIT Kanpur


Registrar
IIT Kanpur


FORM OF FINANCIAL STATEMENTS (NON-PROFIT ORGANISATIONS)


Name of Account: JEE Account, I.I.T Kanpur

RECEIPTS AND PAYMENTS FOR THE PERIOD/ YEAR ENDED (FY 2010-2011)

(Amount-Rs.)

RECEIPTS	Current Yr.	Previous Yr.	PAYMENTS	Current Yr.	Previous Yr.
Opening Balance			Establishment / Administrative Expenses		
UBI	131,455	44,066	Honorarium	10,610,364	8,783,371
SBI	5,047,228	3,021,772	Travelling Allowance	1,623,913	1,308,383
Income			Centre Contingencies Expenses	9,198,775	9,723,501
JEE Exam Application Forms	46,745,500	53,679,500	Contingencies Payments	393,257	1,113,227
Counselling Fee / Admission Fee	29,905,800	8,034,000	Postage	2,070,893	1,898,476
Miscellaneous	82,625	9,000	Computer Accessories/Consumables	1,118,735	307,603
Centre Change	23,050	750	Printing & Stationery	27,114,466	1,176,354
Organizational Share from Other IITs	200,000	1,485,900	Food Allowance	1,150,000	730,899
Interest Received			Telephone Rental Charges	63,604	89,132
SBI TDRs	487,363	512,285	Staff Salary Transfer to Institute A/c	653,829	887,755
SBI Saving Bank Account	915,590	393,140	Accommodation/Visitors Hostel	1,795,127	831,157
UBI Saving Bank Account	3,636	2,789	Counselling Fee	0	1,669,500
Transfer from Pool Account	35,000,000	0	Bank Charges	287,585	323,360
Refund of Contingency Advance	500,000	0	Fund Transfer to Institute	25,050,610	11,758,210
Investments & Deposits	0	25,000,000	Fund Transfer to IIT Kanpur (Student Fee)	28,600,000	8,629,200
Refunds			Fund Transfer to IIT Rajasthan (Student Fee)	0	1,448,700
Contingencies Advances	176,325	2,116	Miscellaneous Expenses	226,360	7,541
Travelling Allowance	150,871	0.00	Confidential Operation	0	100,758
Cancelled Drafts (Centre Contingency)	92,000	18,000	Expenditure on Fixed Assets		
Printing & Stationery	0	65,418	Non - Consumable	386,734	1,097,474
Honorarium	318,410	300,000	Transferred to Pool Account (Investment)	0	35,000,000
			Organising Share to Other I.I.T.'s	386,929	5,452
			Contingency Advance	1,005,000	500,000
			Closing Balance		
			UBI	68,591	131,455
			SBI	7,975,081	5,047,228
	119,779,853	92,568,736		119,779,853	92,568,736



Deputy Registrar (F&A)
IIT Kanpur


Registrar
IIT Kanpur

Form of Financial Statements (Non-Profit Organisations)
Name of Account: GATE Account, I.I.T Kanpur
Receipts and Payments For the Period/ Year Ended (FY 2010-2011)

(Amount - Rs.)

RECEIPTS	Current Yr.	Previous Yr.	PAYMENTS	Current Yr.	Previous Yr.
Opening Balances			Establishment / Administrative Expenses		
Bank Balances			Salary and Honorarium		
HDFC	37,055,877	0	Institute Account (A/c - I)	6,695,078	3,911,977
State Bank of India	19,261	0	Staff	824,879	617,762
Union Bank of India	14,338,591	23,796,936	Centre Expenses	4,357,845	3,463,837
			Telephone Expenses	18,179	26,326
Interest Received	813,766	856,513	Postal Expenses	1,572,163	1,157,773
			Travelling Expenses	1,605,779	1,466,674
			Printing Expenses	10,159	13,465
Other Receipts			Bank Commission	30,842	43,474
Online/Offline Forms	40,985,771	163,286,302	Transfer to Institute (Surplus)	10,000,000	20,000,000
Miscellaneous Receipt	13,400	21,028	Contingencies	2,854,830	3,525,760
Centre Change	52,000	35,400	Common Share	25,212,600	101,607,790
Score Card	0	1,500	Transfer to JAM	0	800,000
Common Share	270,000	0			
Bank Transfer	10,018,761	15,000	Bank Transfer	10,018,761	15,000
			DD Returned/Adjustment (Application Forms)		0
Refunds			Expenditure on Fixed Assets		
Contingencies	1,098,735	515,841	Non Recurring	91,720	493,983
Travelling Allowance	153,475	0			
Centre Expenses	0	29,030			
			Closing Balances		
			Bank Balances		
			HDFC	21,759,179	37,055,877
			State Bank of India	0	19,261
			Union Bank of India	19,767,623	14,338,591
	104,819,637	188,557,550		104,819,637	188,557,550


Deputy Registrar (F&A)
IIT Kanpur


Registrar
IIT Kanpur

FORM OF FINANCIAL STATEMENTS (NON-PROFIT ORGANISATIONS)
Name of Account: GATE (JMET) Account, I.I.T Kanpur
RECEIPTS AND PAYMENTS FOR THE PERIOD/ YEAR ENDED (FY 2010-2011)

(Amount - Rs.)

RECEIPTS	Current Yr.	Previous Yr.	PAYMENTS	Current Yr.	Previous Yr.
Opening Balance			Establishment / Administrative Expenses		
Bank Balance	3,300,411	3,717,129	Salary / Honorarium	480,980	0
Interest	209,109	94,159	Travelling Allowances	46,714	104,994
Common Share	2,521,990	0	Centre Expenses	145,740	304,765
Other Income			Contingency	90,000	91,748
Sale of Forms	0	7,500	Printing Charges	0	36,967
Other Receipts					
Miscellaneous Receipt	0	1,750			
Refunds					
Contingency	50,696	18,347			
Travel	4,338	0			
			Closing Balance	5,323,060	3,300,411
	6,086,544	3,838,885		6,086,544	3,838,885


Deputy Registrar (F&A)
IIT Kanpur


Registrar
IIT Kanpur


FORM OF FINANCIAL STATEMENTS (NON-PROFIT ORGANISATIONS)

Name of Account: JAM Account, I.I.T Kanpur

RECEIPTS AND PAYMENTS FOR THE PERIOD/ YEAR ENDED (FY 2010-2011)

(Amount - Rs.)

RECEIPTS	Current Yr.	Previous Yr.	PAYMENTS	Current Yr.	Previous Yr.
Opening Balance			Establishment / Administrative Expenses		
Bank Balance	1,156,386	226,592	Salary / Honorarium	1,724,420	1,859,400
Transfer from Gate Account	0	800,000	Travelling Allowances	329,062	186,741
Common Share	2,536,479	2,382,296	Centre Expenses	295,580	198,200
Admission Fee	10,000	0	Contingency	82,312	2,511
Refunds			Bank Charges	1,000	650
Travelling Allowances	20,690	0	By Adjustment (Opening Balance)	0	5,000
Contingencies	29,742	0			
			Closing Balance	1,320,923	1,156,386
	3,753,297	3,408,888		3,753,297	3,408,888



 Deputy Registrar (F&A)
 IIT Kanpur



 Registrar
 IIT Kanpur

FORM OF FINANCIAL STATEMENTS (NON-PROFIT ORGANISATIONS)
Name of Account : Deans Capital Fund Account, I.I.T Kanpur
RECEIPTS AND PAYMENTS FOR THE PERIOD/ YEAR ENDED (FY 2010-2011)

(Amount - Rs.)

RECEIPTS	Current Yr.	Previous Yr.	PAYMENTS	Current Yr.	Previous Yr.
Opening Balances			Establishment / Administrative Expenses		
Bank Balances	21,730,119	26,591,375	Miscellaneous Expenses (Halls)	66,220	63,767
			Cleaning of Halls	206,021	447,215
Receipts (From Institute)			Miscellaneous Expenditure	135,062	3,300
Publication	424,500	361,250	Printing and Stationery	43,680	106,679
Career Development Programme	339,600	289,000	Furniture Maintenance	666,332	477,871
Students Amenities Subscription	2,903,700	2,616,600	Counselling Services	0	5,708
Hostel Admission Fee	839,000	722,500	Bank Charges	2,970	1,650
			Salary Support SBRA Account	33,114	0
Other Receipts					
Room Rent 50%	305,702	499,828	Advances	6,000	35,000
Room Rent Project Employees	0	67,500			
Interest Earned on Investment	2,396,549	1,372,581	Equipment	2,048,396	786,975
Donation by Student for DCF	36,400	41,650			
Music System (Hire Charges)	500	2,000			
Refund of Staff Advance	5,000	0			
Investment Encashed	1,000,000	5,000,000	Investment Made	1,443,939	15,000,000
Hostel Security Money	8,527,300	2,897,500	Hostel Security Money	1,785,000	1,803,500
			Closing Balance	32,071,636	21,730,119
	38,508,370	40,461,784		38,508,370	40,461,784


Deputy Registrar (F&A)
IIT Kanpur


Registrar
IIT Kanpur


FORM OF FINANCIAL STATEMENTS (NON-PROFIT ORGANISATIONS)


Name of Account: Student Gymkhana Account, I.I.T Kanpur

RECEIPTS AND PAYMENTS FOR THE PERIOD/ YEAR ENDED (FY 2010-2011)

(Amount-Rs.)

RECEIPTS	Current Yr.	Previous Yr.	PAYMENTS	Current Yr.	Previous Yr.
Opening Balance			Establishment / Administrative Expenses		
Cash Balance	328	328	Discretionary Account	2,016	2,461
Bank Balance	3,226,622	2,972,938	Swimming Pool Management A/c	628,269	551,106
			Bank Charges	438	400
Receipts			Other Payments		
Students Contribution	1,503,450	1,339,500	Convener A/c	5,454	1,394
Matching Grant from the Institute	1,121,063	1,061,350	FMC Council	281,724	185,017
Discretionary Account	0	41,827	President Council	552,254	327,684
Swimming Pool Management A/c	625,800	564,000	Games Council	576,802	591,347
			Science & Technology Council	475,336	404,451
Other Receipts			Cultural	514,070	829,664
President Council	18,000	9,451	SPEC	67,765	36,754
Games Council	13,620	29,740			
SPEC	192,895	55,835	Advance Outstanding		
Science & Technology Council	44,286	0	President Council	50,000	0
Interest earned on Investment	0	88,822			
Old Advances Adjustment			Investment Made	0	570,508
Cultural	0	78,584			
Investment Encashed	0	485,361	Closing Balance		
			Cash in Hand	260	328
			Bank Balance	3,591,676	3,226,622
	6,746,064	6,727,736		6,746,064	6,727,736



Deputy Registrar (F&A)
IIT Kanpur



Registrar
IIT Kanpur

FORM OF FINANCIAL STATEMENTS (NON-PROFIT ORGANISATIONS)
Name of Account: Visitors Hostel Account, I.I.T Kanpur
RECEIPTS AND PAYMENTS FOR THE PERIOD/ YEAR ENDED (FY 2010-2011)

(Amount-Rs.)

RECEIPTS	Current Yr.	Previous Yr.	PAYMENTS	Current Yr.	Previous Yr.
Opening Balance					
Bank Balance	1,316,816	931,987	Establishment / Administrative Expenses		
			Service Charges to Institute	712,672	617,829.00
			Bank Charges	778	1,562.00
Room Rent			Room Rent		
Institute	5,151,011	4,300,650	Institute	5,116,011	4,252,200.00
Cxld Charges	26,019	27,261	Cable TV Charges	60,000	48,450.00
Facilities Rent	346,650	266,438	Cxld Charges	25,019	27,261.00
VH Extension	334,905	53,150	Facilities Rent	346,650	266,438.00
			VH Extension	334,905	52,310.00
Interest Earned from Bank	238,615	254,695			
Mess Receipt (Food Bills)	4,751,142	4,108,862	Mess Purchases	3,165,522	3,258,585.00
			Utencils / Consumables	170,551	144,300.00
Judicial Trainees	219,000	0	P.C.O. Expenses	608	8,357.00
P.C.O. Receipt	996	17,685	Judicial Trainees	217,544	0
Miscellaneous Receipt	30,287	17,130			
Service Charges (Dining Hall)	164,520	16,250			
			Closing Balance		
			Bank Balance	2,428,701	1,316,816.00
	12,579,961	9,994,108		12,579,961	9,994,108


Deputy Registrar (F&A)
IIT Kanpur


Registrar
IIT Kanpur

FORM OF FINANCIAL STATEMENTS (NON-PROFIT ORGANISATIONS)
Name of Account : Campus School, I.I.T Kanpur
RECEIPTS AND PAYMENTS FOR THE PERIOD/ YEAR ENDED (FY 2010-2011)

(Amount - Rs.)

RECEIPTS	Current Yr.	Previous Yr.	PAYMENTS	Current Yr.	Previous Yr.
Opening Balances					
Bank Balances	138,079	148,370			
Fee Collected -	639,870	669,975	Fee Transferred to Institute	639,870	669,975
Other Income	4,929	4,709			
Refundable Receipt	11,800	3,500	Refundable Receipt	11,800	18,500
			Closing Balance		
			Bank Balance	143,008	138,079
	794,678.00	826,554.00		794,678.00	826,554.00


Deputy Registrar (F&A)
IIT Kanpur


Registrar
IIT Kanpur

FORM OF FINANCIAL STATEMENTS (NON-PROFIT ORGANISATIONS)


Name of Account : Petrol Pump, I.I.T Kanpur

RECEIPTS AND PAYMENTS FOR THE PERIOD/ YEAR ENDED (FY 2010-2011)

(Amount - Rs.)

RECEIPTS	Current Yr.	Previous Yr.	PAYMENTS	Current Yr.	Previous Yr.
			Establishment / Administrative Expenses		
			Honorarium to Staff	28,200	28,200
			Stamping Expenses	1,420	910
Sale of Petrol	17,807,103	13,998,881	Printing Charges	990	0
Amount transferred from Institute	17,264,646	13,960,528	Amount transferred to Institute A/c	17,769,843	13,969,771
			Purchase of Petrol	17,271,296	13,960,528
	35,071,749	27,959,409		35,071,749	27,959,409



 Deputy Registrar (F&A)
 IIT Kanpur



 Registrar
 IIT Kanpur

FORM OF FINANCIAL STATEMENTS (NON-PROFIT ORGANISATIONS)
Name of Account: Pool Account, I.I.T Kanpur
RECEIPTS AND PAYMENTS FOR THE PERIOD/ YEAR ENDED (2010-2011)

(Amount - Rs.)

RECEIPTS	Current Year	Previous Year	PAYMENTS	Current Year	Previous Year
Opening Balances					
Bank Balances	35,000,000	0	Bank Charges		100
Investment Encashed	35,000,000	25,000,000	Investment Made	35,000,000	0
Transfer from JEE	0	35,000,000	Transferred to JEE	35,000,000	25,000,000
Interest Received			Interest Transferred to Endowment Fund Account	67,814	10,365
Interest on Investment	487,363	512,285	Interest Transferred to JEE	487,363	512,285
Other Interest	67,814	10,465	Refundable Receipt	0	239,630
Refundable Receipt	0	239,630	Closing Balance	0	35,000,000
	70,555,177	60,762,380		70,555,177	60,762,380


Deputy Registrar (F&A)
IIT Kanpur



Registrar
IIT Kanpur


FORM OF FINANCIAL STATEMENTS (NON-PROFIT ORGANISATIONS)

Name of Account : PRMS Account, I.I.T Kanpur

RECEIPTS AND PAYMENTS FOR THE PERIOD/ YEAR ENDED (FY 2010-2011)

RECEIPTS	Current Yr.	Previous Yr.	PAYMENTS	Current Yr.	Previous Yr.
Opening Balances			Establishment / Administrative Expenses		
Bank Balances	8,168,721	2,364,605	Bank Charges	0	0
Contribution Received -	1,213,860	1,032,500	Investment Made	8,200,000	5,100,000
Investment Encashed	0	8,900,000	Refundable Receipt	0	33,550
Refundable Receipt	0	34,031	Refund of Subscription	79,200	0
Interest Earned -			Closing Balance		
Interest on Investment	815,119	913,540	Bank Balance	1,992,937	8,168,721
Interest on SB A/c	74,437	57,595			
	10,272,137	13,302,271		10,272,137	13,302,271


 Deputy Registrar (F&A)
 IIT Kanpur


 Registrar
 IIT Kanpur


FORM OF FINANCIAL STATEMENTS (NON-PROFIT ORGANISATIONS)


Name of Account : Provident Fund Account, I.I.T Kanpur

RECEIPTS AND PAYMENTS FOR THE PERIOD/ YEAR ENDED (FY 2010-2011)

(Amount - Rs.)


RECEIPTS	Current Yr.	Previous Yr.	PAYMENTS	Current Yr.	Previous Yr.
Opening Balances			Establishment / Administrative Expenses		
Bank Balances	60,867,258	17,965,680	Bank Charges	1,368	485
Subscription Received			Withdrawals	55,820,635	33,717,458
Institute Account (A/c-I)	115,820,605	172,475,118	Advances	6,156,025	6,334,775
Account - II	3,606,501	3,239,530	Final Payments	72,875,958	37,173,514
D : putationist/others	9,927,967	5,087,943			
Interest Received					
Interest on Savings A/c	1,279,404	282,244			
Institute Contribution to CPF	3,534,556	400,000			
Interest on GPF/CPF	65,525,606	57,521,456			
Investment Encashed	151,500,000	125,222,000	Investment Made	267,500,000	244,100,000
Temporary Loans	60,000,000	11,000,000	Temporary Loans	60,000,000	11,000,000
Refundable Receipts	7,190,040	646,563	Refundable Receipt	7,190,040	647,044
			Closing Balance		
			Bank Balance	9,707,911	60,867,258
	479,251,937	393,840,534		479,251,937	393,840,534



 Deputy Registrar (F&A)
 IIT Kanpur


 Registrar
 IIT Kanpur

FORM OF FINANCIAL STATEMENTS (NON-PROFIT ORGANISATIONS)
Name of Account : New Pension Account, I.I.T Kanpur
RECEIPTS AND PAYMENTS FOR THE PERIOD/ YEAR ENDED (FY 2010-2011)

RECEIPTS	Current Yr.	Previous Yr.	PAYMENTS	Current Yr.	Previous Yr.
Opening Balances			Establishment / Administrative Expenses		
Bank Balances	13,674,568	6,959,418	Bank Charges	1,100	0
Interest Received	0	1,879,364	Transfer to Account - I / Provident Fund	5,009,401	0
			Transfer to IIM Calcutta	427,184	0
			Transfer to Provident Fund	1,703,468	0
Institute / Employee Contribution	22,250,915	18,759,304	Amount Transferred to NPS Trust Bank	24,160,468	29,698,518
Investment Encashed	0	29,075,000	Investment Made	0	13,300,000
Refundable Receipt	91,793	150	Refundable Receipt	91,793	150
			Closing Balance		
			Bank Balance	4,623,862	13,674,568
	36,017,276	56,673,236		36,017,276	56,673,236



Deputy Registrar (F&A)
IIT Kanpur


Registrar
IIT Kanpur

Name of Account: Hall Management Account, I.I.T Kanpur
RECEIPTS AND PAYMENTS FOR THE PERIOD/ YEAR ENDED (FY 2010-2011)

(Amount - Rs.)

RECEIPTS	Current Year	Previous Year	PAYMENTS	Current Year	Previous Year
Opening Balance			Establishment / Administrative Expenses		
Bank Balance	1,207,444	576,040	Pay & Allowances	30,608,309	33,129,197
			Liveries	143,951	184,439
			Bank Charges	50	200
Grant Received			Electric Charges	3,535,942	467,445
From Institute	28,000,000	33,500,000	Payment for Privatisation of Hall Mess :		
			HALL I	4,492,560	4,055,659
			HALL II	2,692,817	0
			HALL III	2,647,850	0
			HALL IV	4,008,273	0
Other Income			HALL V	4,975,508	3,643,700
Mess Establishment Charges			HALL VI	1,661,026	637,22
Institute	61,594,000	41,323,400	HALL VII	6,067,765	3,954,803
Research & Development	0	64,550	HALL VIII	5,907,296	2,406,798
			HALL IX	5,059,264	4,048,002
			HALL X	1,742,787	0
			GH	2,183,018	0
Misc Receipts			Medical Reimbursement	1,947,989	1,759,682
Interest on Conveyance Advance	12,892	22,937	Tution Fee Reimbursement	52,921	115,253
Interest on TDR/ SB	248,891	38,032	HomeTown/LTC Expenses	60,875	14,503
Misc. Receipts	0	700	Miscellaneous Expenses	1,822,621	498,535
			Mess Daily Wage Account	0	3,650,258
Recovery through salary	132,124	70,417	Mess Maintenance Account	0	0
			Equipment/Non-Consumables	0	36,000
Refund of Loan(Ishwar Dayal)	50,000	0	TDS on Contractor	370,699	
			Advances		
Adjustments			LTC/Home Town	18,050	5,600
Medical	618,550	892,882	Medical	897,050	861,250
LTC/Home Town	20,050	3,600	Salary (Festival Advance)	291,000	0
Festival	285,900	156,900	Conveyance Advance	24,000	108,000
Conveyance Advance	83,608	84,538	Loan to Ishwar Dayal	0	50,000
			LIC Premium (Prepaid Expenses)	0	0
Contractor Security Money	2,100,000	1,700,000	Contractor Security Money (TDR)	400,000	1,700,000
			Transfers		
Transfers			Pension Hall Management Account	12,700,000	15,900,000
Fund Hall Management	0	1,500,000	Fund Hall Management	0	1,500,000
			Closing Balance	41,838	1,207,444
	94,353,459	79,933,996		94,353,459	79,933,996


Deputy Registrar (F&A)
IIT Kanpur



Registrar
IIT Kanpur

FORM OF FINANCIAL STATEMENTS (NON-PROFIT ORGANISATIONS)
Name of Account: Fund Hall Management, I.I.T Kanpur
RECEIPTS AND PAYMENTS FOR THE PERIOD/ YEAR ENDED (FY 2010-2011)

(Amount - Rs.)

RECEIPTS	Current Yr.	Previous Yr.	PAYMENTS	Current Yr.	Previous Yr.
Opening Balance			Administrative Expenses		
Bank Balance	9,612,956	3,069,202	Final Payment to Retired Mess Employees And GPF Advance /Withdrawals	6,790,299 7,590,015	7,537,090
Subscription			Medical Recovery Tr.to Hall Management	13,170	1,500,000
GPF	9,425,440	10,325,255			
Interest on TDR/SB/Misc.	1,681,251	2,055,589			
Investment Encashed	1,000,000	7,700,000	Investment Made	0	6,000,000
Transfer from Hall Management	0	1,500,000	Closing Balance	7,326,163	9,612,956
	21,719,647	24,650,046		21,719,647	24,650,046



Deputy Registrar (F&A)
IIT Kanpur



Registrar
IIT Kanpur

FORM OF FINANCIAL STATEMENTS (NON-PROFIT ORGANISATIONS)
Name of Account: Pension Hall Management Account, I.I.T Kanpur
RECEIPTS AND PAYMENTS FOR THE PERIOD/ YEAR ENDED (FY 2010-2011)

(Amount -Rs.)

RECEIPTS	Current Yr.	Previous Yr.	PAYMENTS	Current Yr.	Previous Yr.
Opening Balance			Establishment / Administrative Expenses		
Bank Balance	1,553,911	220,086	Gratuity and Commutation	5,149,267	4,844,670
Grant Received			Family Pension , Pension & Ex-Gratia	8,688,461	13,192,536
Transfer from Hall Management	12,700,000	15,900,000	Bank Charges	235	200
Investment encashed	0	3,000,000	Loan Recovery Tr. to Hall Management	50,000	0
Interest Received	34,161	471,231	Medical Recovery Tr. to Hall Management	31,261	0
Refund Pension	5,375	0	Closing Balance	374,223	1,553,911
	14,293,447	19,591,317		14,293,447	19,591,317


Deputy Registrar (F&A)
IIT Kanpur


Registrar
IIT Kanpur

SCHEDULES OF BALANCE SHEET

FORM OF FINANCIAL STATEMENTS (NON-PROFIT ORGANISATIONS)

Name of Entity : IIT KANPUR

SCHEDULES FORMING PART OF BALANCE SHEET AS AT 31st MARCH 2011

(Amount - Rs.)

SCHEDULE 1(a) - CORPUS/CAPITAL FUND		Current Year		Previous Year	
Balance as at the beginning of the year :					
Capital Fund	6,235,374,845			5,320,556,117	
Add: By Adjustment (Conveyance Advance)	5,400			928,843	
Add: By Adjustment (HBA)	0			117,839	
Less: By Adjustment	27,742,089			149,058	
Add: By Adjustment - Salary (March 2010)	50,030,538			(21,434,744)	
Less: By Adjustment (Security Deposit - IWD)	0	6,257,668,694		67,938	5,298,093,373
Add: During the Year					
Grants in Aid (Plan) from MHRD (GOI)	345,441,816			364,541,422	
Grants in Aid (Plan-OSC) from MHRD (GOI)	509,943,485			606,086,923	
Value of Donated Equipment (2010-11)	44,119			20,516	
Value of Donated Books (2010-11)	60,523			3,146,991	
Add: Value of Donated Journals	10,018			9,565	
Less: Value of Written off/Theft Equipment	60,371,337			36,523,945	
Less: Value of Written off (Books)	0			0	
Less: Buy Back Equipment	0			0	
Less: By Adjustment	0	795,128,624	7,052,797,318	0	937,281,472
Project Funds Capitalised		268,129,153		268,129,153	
Less: By Adjustment			268,129,153		268,129,153
BALANCE AS AT THE YEAR - END			7,320,926,471		6,503,503,998

FORM OF FINANCIAL STATEMENTS (NON-PROFIT ORGANISATIONS)
Name of Entity : IIT KANPUR
SCHEDULES FORMING PART OF BALANCE SHEET AS AT 31st MARCH 2011

(Amount -Rs.)

SCHEDULE 1(b) - CORPUS/CAPITAL FUND - OTHER DEPARTMENTS	Current Year		Previous Year
Research & Development Account			
Capital Fund as per last Balance sheet	83,039,633		
<i>Add:</i> Funds Capitalised during the year	762,440	83,802,073	83,039,633
Project Account (Account - II)			
Capital Fund as per last Balance sheet	2,262,702,756		
<i>Less:</i> Equipments written off	7,918,969		
<i>Add:</i> Funds Capitalised during the year	324,888,370	2,579,672,157	2,262,702,756
JEE Account			
Capital Fund as per last Balance sheet	5,090,903		
Funds Capitalised during the year	386,734	5,477,637	5,090,903
GATE, JMET & Jam Account			
Capital Fund as per last Balance sheet	3,083,107		
Funds Capitalised during the year (GATE/JMET/JAM)	91,720	3,174,827	3,083,107
Dean's Capital Fund Account			
Capital Fund as per last Balance sheet	9,916,834		
Funds Capitalised during the year	2,048,396	11,965,230	9,916,834

(Amount -Rs.)

SCHEDULE 1(b) - CORPUS/CAPITAL FUND - OTHER DEPARTMENTS	Current Year		Previous Year
	Visitor's Hostel		
Capital Fund as per last Balance sheet	199,543		
Funds Capitalised during the year	0	199,543	199,543
Endowment Fund Account			
Capital Fund as per last Balance sheet	93,108		
Funds Capitalised during the year	0	93,108	93,108
		2,684,384,575	2,364,125,884

(Amount -Rs.)

SCHEDULE 1(c) - CORPUS/CAPITAL FUND	Current Year		Previous Year	
	Approximate Cost of Land Donated by UP State Government		900,000	
BALANCE AS AT THE YEAR - END		900,000		900,000

	Current Year	Previous Year
Total Schedule 1(a)	7,320,926,471	6,503,503,998
Total Schedule 1(b)	2,684,384,575	2,364,125,884
Total Schedule 1(c)	900,000	900,000
Total Schedule -1	10,006,211,046	8,868,529,882

FORM OF FINANCIAL STATEMENTS (NON-PROFIT ORGANISATIONS)

Name of Entity : IIT KANPUR

SCHEDULES FORMING PART OF BALANCE SHEET AS AT 31st MARCH 2011

(Amount - Rs.)

SCHEDULE 2 - RESERVES AND SURPLUS	Current Year		Previous Year
Campus School			
Excess of Income over Expenditure	138,079	\	
<i>Add:</i> C/F from Income & Expenditure A/c	4,929	143,008	138,079
JEE			
Surplus Fund as per Last year Balance Sheet	5,678,683		
<i>Less:</i> C/F from Income over Expenditure A/c	31,630,011		
<i>Add:</i> Transfer from Pool Account	35,000,000		
<i>Less:</i> Transfer to Pool Account	0	9,048,672	5,678,683
GATE (JAM)			
Surplus Fund as per Last year Balance Sheet	1,056,386		
<i>Add:</i> C/F from Income over Expenditure A/c	164,537	1,220,923	1,056,386
GATE			
Surplus Fund as per Last year Balance Sheet	51,633,729		
<i>Less:</i> C/F from Income & Expenditure A/c	9,886,927	41,746,802	51,633,729
GATE (JMET)			
Surplus Fund as per Last year Balance Sheet	3,315,411		
<i>Add:</i> C/F from Income & Expenditure A/c	2,022,649	5,338,060	3,315,411
Visitor's Hostel			
Surplus Fund as per Last year Balance Sheet	3,684,816		
<i>Less:</i> TDR Transferred to Endowment	2,350,000		
<i>Add:</i> C/F from Income & Expenditure A/c	1,111,885	2,446,701	3,684,816
Petrol Pump			
Surplus Fund as per Last year Balance Sheet	1,113,891		
<i>Less:</i> C/F from Income & Expenditure A/c	114,309	999,582	1,113,891

SCHEDULE 2 - RESERVES AND SURPLUS	Current Year		Previous Year
Dean's Capital Fund Surplus Fund as per Last year Balance Sheet <i>Add:</i> C/F from Income & Expenditure A/c	29,979,683 4,044,156	34,023,839	29,979,683
Pool Account Transfer from JEE Account <i>Add:</i> Transfer from JEE Account <i>Less:</i> Transfer to JEE Account <i>Less:</i> C/F from Expenditure over Income A/c	35,000,000 0 35,000,000 0		
Research & Development Surplus Fund as per Last year Balance Sheet <i>Add:</i> C/F from Income & Expenditure A/c	328,663,239 68,785,490	397,448,729	328,663,239
Student Gymkhana Surplus Fund as per Last year Balance Sheet <i>Add:</i> Investment Renewed <i>Add:</i> C/F from Income & Expenditure A/c	5,254,862 155,017 414,986		
TOTAL		498,241,181	465,518,779

FORM OF FINANCIAL STATEMENTS (NON-PROFIT ORGANISATIONS)
Name of Entity : IIT KANPUR
SCHEDULES FORMING PART OF BALANCE SHEET AS AT 31st MARCH 2011

[Amount-Rs.]

SCHEDULE 3 - EARMARKED/ ENDOWMENT FUND	FUND-WISE BREAK UP									TOTAL	
	General Corpus	R&D Savings	DRPG Promotional A/c	Donations	Risk Reserve	SIDBI	Others			Current Year	Previous Year
							Caution Money	RR	Others		
a) Opening Balance of the funds	384,386,566 1	417,227,660	38,081,173	711,420,972 1	87,319,132	53,564,730	12,615,819	-	211,873	1,704,827,925 2	1,623,203,546
Sub Total	384,386,567	417,227,660	38,081,173	711,420,973	87,319,132	53,564,730	12,615,819	-	211,873	1,704,827,927	1,623,203,546
b) Additions to the funds:											
i. Donations/ grants	0	0	0	40,817,778	0		0	0	0	40,817,778	51,312,462
ii. Income from investments made on A/c of funds	25,946,093	28,162,867	7,998,688	64,944,155	19,509,565	4,000,250	1,135,424	0	151,421	151,848,463	148,888,856
iii. Refundable Receipts	0	0	0	0	0	0	0	3,450,281	0	3,450,281	7,840,320
iv. Caution Money	0	0	0	0	0	0	3,258,000	0	0	3,258,000	-
v. Other	0	0	0	0	0	0	0	0	0	0	4,319,786
c) Transfer from Risk Reserve to GC and R&D	0	0	0	25,233	0	0	0	0	0	25,233	17,690,253
TOTAL (a+b)	410332660	445390527	46079861	817208139	106828697	57564980	17009243	3450281	363294	1,904,227,682	1,853,255,223
c) Utilisation/ Expenditure towards objective of funds											
i. Capital Expenditure											
- Non- Recurring	0	0	0	0	0	0	0	0	0	0	0
- Others	0	0	0	0	0	0	1,632,000	3,450,281	0	5,082,281	38,094,394
Total	-	-	-	-	-	-	1,632,000	3,450,281	-	5,082,281	38,094,394
ii. Revenue Expenditure											
- Towards activities	41,424,257	0	6,325,770	29,124,069	0	3,564,730	0	0	190,500	80,629,326	89,243,288
- Bank Charges	0	0	41,677	0	0	0	0	0	0	41,677	18,938
iii. - Direct Donations Expenditure	0	0	0	10,114,567	0	0	0	0	0	10,114,567	3,380,425
iv. Transfer from Risk Reserve Fund	0	0	0	0	0	0	0	0	0	0	17,690,253
Total	41,424,257	-	6,367,447	39,238,636	-	3,564,730	-	-	190,500	90,785,570	110,332,904
Total (c)	41,424,257	-	6,367,447	39,238,636	-	3,564,730	1,632,000	3,450,281	190,500	95,867,851	148,427,298
NET BALANCE AS AT THE YEAR END (a+b-c)	368,908,403	445,390,527	39,712,414	777,969,503	106,828,697	54,000,250	15,377,243	-	172,794	1,808,359,831	1,704,827,925

FORM OF FINANCIAL STATEMENTS (NON-PROFIT ORGANISATIONS)
Name of Entity : IIT KANPUR
SCHEDULES FORMING PART OF BALANCE SHEET AS AT 31st MARCH 2011

(Amount-Rs.)

SCHEDULE 4 - FUNDS PAYABLE	Current Year		Previous Year	
Loan from Account - II to Endowment Fund Account		30,000,000		0
Loan from GATE Account to JAM Account		200,000		200,000
Loan from Account - II to R&D Fund Account		0		0
TOTAL		30,200,000		200,000
Note: Amounts due with in one year				

FORM OF FINANCIAL STATEMENTS (NON-PROFIT ORGANISATIONS)

Name of Entity : IIT KANPUR

SCHEDULES FORMING PART OF BALANCE SHEET AS AT 31st MARCH 2011

(Amount -Rs.)

SCHEDULE 5 - CURRENT LIABILITIES AND DEPOSITS		Current Year		Previous Year	
CURRENT LIABILITIES					
As per Last year Balance sheet	50,030,538				
<i>Less:</i> By Adjustment - Salary (March 2010)	50,030,538				50,030,538
Liabilities Payable - Opening Balance	51,017,903				
<i>Add:</i> During the year	335,587,150				
<i>Less:</i> Liabilities Discharged during the year (Schedule - 23,24&25)	338,167,774	48,437,279			51,017,903
Unutilized Grant - Plan		164,896,298			57,538,114
Unutilized Grant - Plan (OSC)		55,081,346			168,729,534
Account - II (Project Account - Credit Balances)		1,268,726,966			1,022,878,030
TDR kept in Institute against Security		1,006,304			1,006,304
DEPOSITS					
1. Earnest Money Deposits	833,197				
<i>Add:</i> During the year	51,500				
<i>Less:</i> Refunds	148,050	736,647			833,197
2. Security Deposits		1,308,154			1,308,154
3. Students Caution Money	166,500				
<i>Add:</i> During the year	5,216,200				
<i>Less:</i> Transferred to Endowment Fund Account	3,258,000				
<i>Less:</i> Refunds	1,880,400	244,300			166,500
4. Hostel Security	10,801,436				
<i>Add:</i> During the year	8,527,300				
<i>Less:</i> Refunds	1,785,000	17,543,736			10,801,436
5. PRM Scheme	13,268,721				
<i>Add:</i> During the year	2,024,216	15,292,937			13,268,721
6. Caution Money		311,500			325,500
7. Security Deposits (IWD)	11,749,813				
<i>Add:</i> During the year	8,574,942				
<i>Less:</i> Refunds	7,001,299	13,323,456			11,749,813
Total (A + B)		1,536,908,923			1,389,653,744

FORM OF FINANCIAL STATEMENTS (NON-PROFIT ORGANISATIONS)
Name of Entity : IIT KANPUR
SCHEDULES FORMING PART OF BALANCE SHEET AS AT 31st MARCH 2011

(Amount-Rs.)

SCHEDULE 6- FIXED ASSETS Description	GROSS BLOCK				DEPRECIATION				NET BLOCK	
	Cost/Valuation As at beginning of the year	Additions during the year	Deductions during the year	Cost/ Valuation at the year-end	As at beginning of the year	On Addition during the year	On Deductions during the year	Total up to the Year- end	As at the Current Year- end	As at the Previous Year- end
A. FIXED ASSETS (Institute)										
1. Land										
Freehold	900,000			900,000	-	-	-	-	900,000	900,000
IET - Noida	-			-					-	-
Less: By Adjustment (Para 2.1, 2006-07)										
2. Buildings	1,993,984,964			2,653,376,776					2,653,376,776	1,993,984,964
On Freehold Land: (Add: Works Advance & stock of Previous Year & Less: Works Advance & stock of Current Year)		659,391,812								
3. Plant Machinery (Central Air- Conditioning Facilities)	70,477,843			70,477,843					70,477,843	70,477,843
4. Non-Consumables including	2,217,568,877	274,994,725		2,463,874,157					2,463,874,157	2,217,568,877
Add: By Adjustment										
Less: By Adjustment										
High Computing Facilities		31,637,773								
Gifted / Donated Equipment		44,119.00								
Equipment (Write Off)			60,371,337							
Automation	778,323			778,323					778,323	778,323
5. Major Central Research Equipment (CARE Scheme)	49,917,570	9,659,077		59,576,647					59,576,647	49,917,570
6. Vehicles	9,428,396			9,428,396					9,428,396	9,428,396
7. Library Books/ Departmental Lib.	252,145,510	13,048,369		265,254,402					265,254,402	252,145,510
Digitilization of Library										
Gifted / Donated Books		60,523.00								
TOTAL (A)	4,595,201,483	988,836,398	60,371,337	5,523,666,544	-	-	-	-	5,523,666,544	4,595,201,483

(Amount-Rs.)

SCHEDULE 6 Description	GROSS BLOCK				DEPRECIATION				NET BLOCK	
	Cost/Valuation As at beginning of the year	Additions during the year	Deductions during the year	Cost/ Valuation at the year-end	As at beginning of the year	On Addition s during the year	On Deduct- ions during the year	Total up to the Year- end	As at the Current Year- end	As at the Previous Year- end
B. FIXED ASSETS (Projects)										
Building & Works	224,631,989			224,631,989					224,631,989	224,631,989
					-	-	-			
C. PERIODICAL & JOURNALS										
Periodical & Journals/Binding Charges	737,868,410	61,901,414		799,779,842					799,779,842	737,868,410
Add: Value of Gifted / Donated Journals		10,018								
D. FIXED ASSETS (Other Departments)										
Research & Development	83,039,633	762,440		83,802,073	-	-	-	-	83,802,073	83,039,633
Account No. II	2,247,189,587	324,888,370	7,918,969	2,564,158,988					2,564,158,988	2,247,189,587
JEE	5,090,903	386,734		5,477,637					5,477,637	5,090,903
GATE/JMET/JAM	3,083,107	91,720		3,174,827					3,174,827	3,083,107
Deans Capital Fund	9,916,834	2,048,396		11,965,230					11,965,230	9,916,834
Visitor's Hostel	199,543			199,543					199,543	199,543
Endowment Fund A/c	93,108			93,108					93,08	93,108
TOTAL (B+C+D)	3,311,113,114	390,089,092	7,918,969	3,693,283,237	-	-	-	-	3,693,283,237	3,311,113,114
E. Capital Work in Progress	728,267,037	294,646,444	446,821,815	576,091,666	-	-	-	-	576,091,666	728,267,037
GRAND TOTAL (A+B+C+D+E)	8,634,581,634	1,673,571,934	515,112,121	9,793,041,447					9,793,041,447	8,634,581,634

FORM OF FINANCIAL STATEMENTS (NON-PROFIT ORGANISATIONS)

Name of Entity : IIT KANPUR

SCHEDULES FORMING PART OF BALANCE SHEET AS AT 31st MARCH 2011

(Amount-Rs.)

SCHEDULE 7 - INVESTMENTS FROM EARMARKED/ ENDOWMENT FUNDS	Current Year		Previous Year
1. Opening Balance	1,688,853,000		
Add: Investment Made	624,000,000		
Less: Investment Matured	480,500,000	1,832,353,000	1,832,353,000
			1,688,853,000
Total		1,832,353,000	1,688,853,000

(Amount-Rs.)

SCHEDULE 8 - INVESTMENTS - INSTITUTE	Current Year		Previous Year
ACCOUNT NO. II			
As per Last year Balance Sheet	586,000,000		
Add: Investment During the Year	460,000,000		
Less: Encashed During the Current Year	183,500,000	862,500,000	862,500,000
			586,000,000
RESEARCH & DEVELOPMENT			
As per Last year Balance Sheet	302,500,000		
Add: Investment During the Year	70,000,000		
Less: Encashed During the Current Year	25,000,000	347,500,000	347,500,000
			302,500,000
Dean's Capital Fund			
As per Last year Balance Sheet	19,000,000		
Add: Investment During the Year	1,443,939		
Less: Encashed During the Current Year	1,000,000	19,443,939	19,443,939
			19,000,000
Pool Account			
As per Last year Balance Sheet	-		
Add: Investment During the Year	35,000,000		
Less: Encashed During the Current Year	35,000,000	-	-
			-

PRM Scheme				
As per Last year Balance Sheet	5,100,000			
<i>Less: Encashed During the Current Year</i>	0			
<i>Add: Investment During the Year</i>	8,200,000	13,300,000	13,300,000	5,100,000
Visitor's Hostel				
As per Last year Balance Sheet	2,350,000			
<i>Add: Investment During the Year</i>	0			
<i>Less: TDR Transferred to Endowment</i>	2,350,000			2,350,000
Student Gymkhana				
As per Last year Balance Sheet	2,027,912			
<i>Add: Investment Renewed</i>	155,017			
<i>Less: Encashed During the Current Year</i>	0	2,182,929	2,182,929	2,027,912
Total			1,244,926,868	916,977,912

FORM OF FINANCIAL STATEMENTS (NON-PROFIT ORGANISATIONS)

Name of Entity : IIT KANPUR

SCHEDULES FORMING PART OF BALANCE SHEET AS AT 31st MARCH 2011

SCHEDULE - 9 - CURRENT ASSETS, LOANS & ADVANCES ETC.	SCHEDULE	CURRENT YEAR		PREVIOUS YEAR	
A. CURRENT ASSETS					
1. STOCKS					
a) Closing Stocks (IWD)		3,530,723			5,183,508
b) Closing Stocks (Petrol Pump)		999,582	4,530,305		1,113,891
3. CLOSING BALANCES					
a) Cash Balance In Hand	10(b)	260		328	
b) Balance With Scheduled Banks	10(a)	654,551,508	654,551,768	727,357,731	727,358,059
B. LOANS AND ADVANCES					
1. LOANS (Institute Account)					
a) Conveyance Advances					
Opening Balance As Per Last Year Balance Sheet		6,938,064			
Add : By Adjustment		5,400			
Add : Payments During The Year		1,326,000			
Less: Recoveries During The Year		1,769,067	6,500,397		6,938,064
b) House Building Advances					
Opening Balance As Per Last Year Balance Sheet		16,769,740			
Add : Payments During The Year		2,200,000			
Less: Recoveries During The Year		2,949,863	16,019,877		16,769,740
c) PC Advances					
Opening Balance As Per Last Year Balance Sheet		936,330			
Add :Payments During The Year		280,000			
Less :Recoveries During The Year		389,067	827,263		936,330
d) Festival Advances					
Opening Balance As Per Last Year Balance Sheet		16,800			
Add :Payments During The Year		1,713,000			
Less :Recoveries During The Year		1,712,100	17,700		16,800

SCHEDULE - 9 - CURRENT ASSETS, LOANS & ADVANCES ETC.	SCHEDULE	CURRENT YEAR		PREVIOUS YEAR
2. ADVANCES				
a) Miscellaneous Work Advances			409,622	409,622
b) Advances to Suppliers (Periodical & Journals)				
Opening Balance As Per Last Year Balance Sheet		66,092,740		
Add: Advances During the Year		74,826,870		
Less : Capitalised During the Year		61,901,414	79,018,196	66,092,740
c) Advance for Import				
Opening Balance As Per Last Year Balance Sheet		119,295,112		
Add: During The Year (For Non Consumable)		64,949,943		
Less: Capitalised During The Year		119,295,112	64,949,943	119,295,112
d) Advance to Suppliers for Equipment (A/c II)				
Opening Balance As Per Last Year Balance Sheet		19,463,766		
Less: Capitalized during the year		10,880,475		
Add: During The Year		19,964,775	28,548,066	19,463,766
e) Other Advances				
i) ACCOUNT NO. II				
Loan to SIDBI Incubatees				
Opening Balance As Per Last Year Balance Sheet		9,539,941.00		
Add: During The Year		116,000.00	9,655,941	9,539,941
HBA/Conveyance Advance			133,267	245,407
Festival Advance			16,800	25,500
Advances towards Recurring Expenses			4,423,215	0
ii) JEE				
Contingent Advances				
Opening Balance As Per Last Year Balance Sheet		500,000		
Less: During The Year		500,000		
Add: During The Year		1,005,000	1,005,000	500,000
iii) Endowment Account				
Fund Receivable			0	132,969
iv) GATE (JMET)				
Opening Balance As Per Last Year Balance Sheet			15,000	15,000
v) GATE				
Travel Advance			15,000	15,000
Advance to JAM			200,000	200,000

SCHEDULE - 9 - CURRENT ASSETS, LOANS & ADVANCES ETC.	SCHEDULE	CURRENT YEAR		PREVIOUS YEAR	
vi) JAM					
Travel Advance			100,000		100,000
vii) Deans Capital Fund					
SAC		6,000		6,000	
Advances	45,000				
Add: During the Year	6,000				
Less: During the Year	5,000				
		46,000	52,000	45,000	51,000
viii) STUDENT GYMKHANA					
Opening Balance As Per Last Year Balance Sheet		0			
Add : During The Year		50,000			
Less : Recovery During The Year		0	50,000		0
B. OTHER ASSETS					
1. Security Deposits					
i) Security with KESCO		9,774,275		9,774,275	
ii) Security with IOL		42,000		42,000	
iii) Telephone Security (GATE)		5,000	9,821,275	5,000	9,821,275
2. Other Deposits					
i) Caution Money (TDR)		0			
Less: Received During the Year				0	
ii) Share in Technology Co-operative Society		10,000		10,000	
iii) Unutilised Grant Transfer to Endowment Fund Account		27,742,089		27,742,089	
Less: By Adjustment		27,742,089		0	
iv) TDR kept in Institute against Security		1,006,304	1,016,304	1,006,304	28,758,393
3. Internal Transfers					
i) Loan to R&D Fund Account from Account II		0		0	
ii) Loan to Endowment Fund from Account II		30,000,000		0	
iii) Loan to Account I from Endowment Fund		0		0	
Less: Paid During the Year			30,000,000	0	0
5. Amount Recoverable from Different Projects			147,722,727		175,335,667
TOTAL :			1,059,599,666		1,188,317,784

SCHEDULE 10(a)
BALANCE WITH SCHEDULED BANKS AS AT 31st MARCH 2011

ACCOUNT REFERENCE	SBI	SBI(ATM)	UBI	CANARA BANK	SBI PENSION	SBI (IWD)	HDFC	SBI(Int. Bk)	TOTAL
ACCOUNT NO. I	273,117,585	5,000	23,335,001	1,953,150	27,975	2,155,919		7,284	300,601,914
ACCOUNT NO. II	73,728,993		127,822,626						201,551,619
GATE	0		19,767,623				21,759,179		41,526,802
RESEARCH & DEVELOPMENT	49,948,729								49,948,729
DEAN CAPITAL FUND	32,071,636								32,071,636
VISITOR'S HOSTEL	2,428,701								2,428,701
GATE (JMET)			5,323,060						5,323,060
JEE	7,975,081		68,591						8,043,672
PRM SCHEME	1,992,937								1,992,937
CAMPUS SCHOOL	143,008								143,008
POOL ACCOUNT	0								0
ENDOWMENT FUND ACCOUNT	6,006,831								6,006,831
STUDENT GYMKHANA	3,591,676								3,591,676
GATE JAM			1,320,923						1,320,923
TOTAL	451,005,177	5,000	177,637,824	1,953,150	27,975	2,155,919	21,759,179	7,284	654,551,508

SCHEDULE 10(b)
DETAILS OF CASH BALANCE

ACCOUNT REFERENCE	AMOUNT(RS.)
STUDENT GYMKHANA	260
ACCOUNT - II	-
GATE	-
RESEARCH & DEVELOPMENT	-
DEAN CAPITAL FUND	-
VISITOR'S HOSTEL	-
GATE (JMET)	-
JEE	-
GATE JAM	-
TOTAL	260

FORM OF FINANCIAL STATEMENTS (NON-PROFIT ORGANISATIONS)
Name of Entity : IIT KANPUR
SCHEDULES FORMING PART OF BALANCE SHEET AS AT 31st MARCH 2011

(Amount-Rs.)

SCHEDULE 10 - Provident Fund Account	Current Year		Previous Year	
1. Balance as per Last Balance Sheet				
Liability towards CPF/GPF				
Opening Balance	736,125,870		574,345,326	
Less: By Adjustment	31,261,738		0.00	
Less: Bank Charges	1,368			
Add: Deposits & Refunds	129,355,073		180,802,591	
Add: Interest	66,805,010		57,803,700	
Add: Institute Contribution	3,534,556		400,000	
And Institute Interest	904,557,403			
Less: Withdrawals	134,852,618	769,704,785	77,225,747	736,125,870
TOTAL		769,704,785		736,125,870

FORM OF FINANCIAL STATEMENTS (NON-PROFIT ORGANISATIONS)
Name of Entity : IIT KANPUR
SCHEDULES FORMING PART OF BALANCE SHEET AS AT 31st MARCH 2011

(Amount-Rs.)

SCHEDULE 11 - Provident Fund Account	Current Year			Previous Year	
Investment as per Last year Balance Sheet	753,001,933			634,123,933	
<i>Add:</i> Investment During the Year	267,500,000			244,100,000	
<i>Less:</i> Encashed During the Current Year	151,500,000	869,001,933		125,222,000	753,001,933
<i>Add:</i> Bank/Cash Balance (Closing)		9,707,911	878,709,844		60,867,258
Total			878,709,844		813,869,191

FORM OF FINANCIAL STATEMENTS (NON-PROFIT ORGANISATIONS)

Name of Entity : HALL MANAGEMENT, IIT KANPUR

SCHEDULES FORMING PART OF BALANCE SHEET AS AT 31st MARCH 2011

(Amount - Rs.)

SCHEDULE 12 - RESERVES AND SURPLUS	Current Year		Previous Year
Hall Management			
Surplus Fund as per Last year Balance Sheet	1,691,351		
<i>Less: C/F from Income & Expenditure A/c</i>	2,693,614		1,691,351
Net Deficit carried forward to asset side of Balance Sheet	1,002,263	0	
Fund Hall Management			
Surplus Fund as per Last year Balance Sheet	32,312,956		
<i>Less: C/F from Income & Expenditure A/c</i>	3,286,793	29,026,163	32,312,956
Pension Hall Management			
Surplus Fund as per Last year Balance Sheet	1,553,911		
<i>Less: C/F from Income & Expenditure A/c</i>	1,179,688	374,223	1,553,911
TOTAL		29,400,386	35,558,218

SCHEDULE 12A - CURRENT LIABILITIES	Current Year		Previous Year
Hall Management			
Opening Balance	1,700,000		
<i>Add: Security Deposits (Contractor)</i>	2,100,000		
<i>Less: Security Deposits (Contractor)</i>	0	3,800,000	1,700,000
TOTAL		3,800,000	1,700,000

FORM OF FINANCIAL STATEMENTS (NON-PROFIT ORGANISATIONS)
Name of Entity : HALL MANAGEMENT, IIT KANPUR
SCHEDULES FORMING PART OF BALANCE SHEET AS AT 31st MARCH 2011

(Amount-Rs.)

SCHEDULE 13 - INVESTMENTS	Current Year			Previous Year
Fund Hall Management				
As per Last year Balance Sheet	22,700,000			
<i>Add:</i> Investment During the Year	0			
<i>Less:</i> Encashed During the Current Year	1,000,000	21,700,000	21,700,000	22,700,000
Total			21,700,000	22,700,000

FORM OF FINANCIAL STATEMENTS (NON-PROFIT ORGANISATIONS)

Name of Entity : HALL MANAGEMENT, IIT KANPUR

SCHEDULES FORMING PART OF BALANCE SHEET AS AT 31st MARCH 2011

SCHEDULE - 14 - CURRENT ASSETS, LOANS & ADVANCES ETC.	SCHEDULE	CURRENT YEAR		PREVIOUS YEAR	
A. CURRENT ASSETS					
1. CLOSING BALANCES					
a) Cash Balance In Hand	10(b)	0		0	
b) Balance With Scheduled Banks	10(a)	7,742,224	7,742,224	12,374,311	12,374,311
2. LOANS AND ADVANCES					
i) HALL MANAGEMENT					
Opening Balance As Per Last Year Balance Sheet		483,907			
Add: During the Year		1,230,100			
Less : Recovery During The Year		1,058,108	655,899		483,907
3. TDR Kept as Security Money (Contractor)					
Add: During the Year		1,700,000			
Less: During the Year		400,000			
		0	2,100,000		1,700,000
TOTAL :			10,498,123		14,558,218

SCHEDULE 14(a)
BALANCE WITH SCHEDULED BANKS

ACCOUNT REFERENCE	SBI
FUND HALL MANAGEMENT	7,326,163
PENSION HALL MANAGEMENT	374,223
HALL MANAGEMENT	41,838
TOTAL	7,742,224

SCHEDULE 14(b)
DETAILS OF CASH BALANCE

ACCOUNT REFERENCE	AMOUNT(RS.)
FUND HALL MANAGEMENT	0
PENSION HALL MANAGEMENT	0
HALL MANAGEMENT	0
TOTAL	0

FORM OF FINANCIAL STATEMENTS (NON-PROFIT ORGANISATIONS)

Name of Entity : IIT KANPUR

SCHEDULE FORMING PART OF BALANCE SHEET OF NEW PENSION SCHEME AS AT 31st MARCH 2011

(Amount-Rs.)

SCHEDULE 15	Current Year		Previous Year
NEW PENSION SCHEME			
As per Last year Balance Sheet		10,864,579	10,864,579
<i>Add:</i> Contribution Received During the Year		22,250,915	
<i>Add:</i> Transfer from Reserve and Surplus (Pr. Yr)		2,804,989	
<i>Less:</i> Excess of Expenditure over Income		1,100	
<i>Less:</i> Transfer During the Year		31,300,521	
Total		4,618,862	10,864,579

FORM OF FINANCIAL STATEMENTS (NON-PROFIT ORGANISATIONS)
Name of Entity - INDIAN INSTITUTE OF TECHNOLOGY KANPUR
SCHEDULES FORMING PART OF RECEIPT AND PAYMENT ACCOUNT AND
INCOME AND EXPENDITURE ACCOUNT (2010-2011)

Schedule 16 - Student Fees

(Amount - Rs.)

Sl. No	Heads of A/cs	Amount			Net Receipt
		Receipt	Refund	Dishonoured Cheque	
1	Tuition fee	120,912,139	2,887,768	1,071,883	116,952,488
2	Hostel Rent/Electric Charges	11,093,725			11,093,725
3	Admission fee	241,800			241,800
4	Registration fee	2,426,500			2,426,500
5	Medical fee	651,350			651,350
6	Grade card fee	206,100			206,100
7	Thesis fee	226,100			226,100
8	Degree fee	159,500			159,500
9	Examination fee	3,111,800			3,111,800
10	Inst/Library dues	247,100			247,100
11	Miscellaneous Fee	1,690,529			1,690,529
12	Modernisation fee	677,300			677,300
13	Mess Establishment Charges	61,594,000			61,594,000
14	Lab.Contingencies	2,900,100			2,900,100
	Grand Total	206,138,043	2,887,768	1,071,883	202,178,392

FORM OF FINANCIAL STATEMENTS (NON-PROFIT ORGANISATIONS)
Name of Entity - INDIAN INSTITUTE OF TECHNOLOGY KANPUR
SCHEDULES FORMING PART OF RECEIPT AND PAYMENT ACCOUNT AND
INCOME AND EXPENDITURE ACCOUNT (2010-2011)

Schedule 17 - Other Receipts

(Amount - Rs.)

Sl.No.	Heads of A/cs	Amount		
		Receipt & Payment Account	Dishonoured Cheque	Income & Expenditure Account
1	IWD Receipts	4,532,914		4,532,914
2	Electricity Charges	20,007,569		20,007,569
3	JEE Surplus	25,000,000		25,000,000
4	Interest on House Building Advance	1,569,721		1,569,721
5	Interest on Conveyance Advance	20,328		20,328
6	Application fee	4,488,833	93,900	4,394,933
7	Campus School Fee	639,870		639,870
8	Equipment Auction	6,607,187		6,607,187
9	Estate Receipt	1,064,328		1,064,328
10	Fee I-card/folder	18,350		18,350
11	GATE, JMET, JAM Surplus	10,000,000		10,000,000
12	House Rent & Water Charges	6,202,020	50,000	6,152,020
13	Leave Salary & Pension Contribution	5,694,001		5,694,001
14	Library Receipt	16,489		16,489

Sl.No.	Heads of A/cs	Amount		
		Receipt & Payment Account	Dishonoured Cheque	Income & Expenditure Account
15	Licence Fee - Commercial	1,450,032		1,450,032
16	Miscellaneous Receipt	9,343,331		9,343,331
17	Other Auction	458,808		458,808
18	M T Section Receipt	1,211,139		1,211,139
19	Visitor's Hostel Receipt(VH-RRSC)	8,886,257		8,886,257
20	RTI Receipt	1,069		1,069
21	Telephone Rental Charges	719,415		719,415
22	R & D Savings	35,576,000		35,576,000
23	Petrol Pump (Net)	505,197		505,197
	Grand Total	144,012,858	143,900	143,868,958

FORM OF FINANCIAL STATEMENTS (NON-PROFIT ORGANISATIONS)
Name of Entity - INDIAN INSTITUTE OF TECHNOLOGY KANPUR
SCHEDULES FORMING PART OF RECEIPT AND PAYMENT ACCOUNT AND
INCOME AND EXPENDITURE ACCOUNT (2010-2011)

Schedule 18- Details of Expenditure in 13 items as prescribed by MHRD

Government of India

(Amount - Rs.)

Sr. No.	HEAD OF ACCOUNTS	Gross Expenditure 2010-2011	Refunds 2010-2011	Dishonoured Cheque 2010-2011	Net Expenditure 2010-2011
1.	(I) PAY AND ALLOWANCES				
	(a) Pay and Allowances	631,094,455	10,436,090		620,658,365
	(b) Leave Encashment	4,006,420			4,006,420
	(c) Ad-hoc Bonus / Other Allowances	6,233,038	3,304,590		2,928,448
	(d) Re-imbursement of Tuition Fee	3,576,053	6,000		3,570,053
	(e) L.T.C.	21,408,323	1,955,457		19,452,866
	(f) Medical Facilities	34,057,080	993,255		33,063,825
	(ii) FACULTY PERKS				
	(a) Re-Imbursement to faculty for Journals/Society Membership	3,915,910			3,915,910
	(b) T.A. for International Scientific Conference	19,620,607	1,023,776		18,596,831
	(c) T.A. for National Conference	3,215,259	197,426		3,017,833
	(d) Re-imbursement of Telephone rental charges to academic staff	733,482			733,482
	TOTAL (1)	727,860,627	17,916,594	-	709,944,033
2.	RETIREMENT BENEFITS				
	(a) Pension/Gratuity/Ex-Gratia payment/Retirement benefit/	353,679,054	500,507		353,178,547
	(b) Institute Contribution towards New Pension Scheme	11,690,297	5,009,401		6,680,896
	(c) Institute Contribution to CPF/GPF	3,534,556			3,534,556
	(d) Leave Salary Pension Contribution	188,091			188,091
	TOTAL (2)	369,091,998	5,509,908	-	363,582,090

3.	Student Scholarship/Assistantship		203,679,050	4,054,187	159,836	199,784,699
	Student Thesis / Contingencies		2,037,198			2,037,198
	TOTAL (3)		205,716,248	4,054,187	159,836	201,821,897
4.	ADMINISTRATIVE EXPENSESS					
	(a) Advertisement		2,737,065			2,737,065
	(b) Conference & Seminars		0			-
	(c) Convocation Expenses		1,507,067			1,507,067
	(d) Counselling Service		7,819			7,819
	(e) Insurance		343,831			343,831
	(f) Legal Charges		230,094			230,094
	(g) Liveries		209,975			209,975
	(h) Postage and Telegram		1,703,856			1,703,856
	(i) Printing and Stationery		1,395,060			1,395,060
	(j) T.A. including Medical/Foreign T.A.		15,777,813	2,311,113		13,466,700
	(k) Staff Welfare (Director's - Discretionary Fund					-
	(l) Subsidy to Oppo. School		200,000			200,000
	(m) Telephone (Rental)/PCO Charges		3,880,141			3,880,141
	(n) Thesis Examination		3,877,212	100,114		3,777,098
	(o) Visitors Hostel		6,799,750			6,799,750
	(p) Bank Charges		125,598			125,598
	TOTAL (4)		38,795,281	2,411,227	-	36,384,054
5.	DEPARTMENTAL EXPENSES INCLUDING LABORATORY & WORKSHOP FACILITES					
	Departmental Consumables		83,467,926	1,172,740		82,295,186
	TOTAL (5)		83,467,926	1,172,740	-	82,295,186
6.	COMPUTING FACILITIES					
	Computer Maintinance and Stationery including AMC		2,202,161			2,202,161
	TOTAL (7)		2,202,161	-	-	2,202,161

7.	STUDENT SUPPORT SERVICES					
	(a) Compulsory Physical Activities (CPA)		1,254,985	111,529		1,143,456
	(b) Inter IIT-Meet		2,233,754	378,850	-	1,854,904
	(c) Subsidy to Student Gymkhana		1,121,063		-	1,121,063
	(d) Promotion of Tech.Activities		1,512,538	76,707	-	1,435,831
	(e) Student TA for attending - Admission Interviews		31,215		-	31,215
	TOTAL (8)		6,153,555	567,086	-	5,586,469
8.	TRANSPORT SUBSIDY					
	Vehicle Maintenance & Operation		5,463,006	-	-	5,463,006
	TOTAL (9)		5,463,006	-	-	5,463,006
9.	HALL PAYMENTS					
	Establishment Charges		28,000,000	-		28,000,000
	Mess Charges		61,594,000			61,594,000
	TOTAL (10)		89,594,000	-	-	89,594,000
10.	HOUSEKEEPING & MAINTENANCE					
	(a) M & R Civil Works		39,955,883	15,816		39,940,067
	(b) M& R Electrical Works		16,157,487			16,157,487
	(c) Central A.C. Facility		13,024,312			13,024,312
	(d) Horticulture		16,636,510			16,636,510
	(e) Sanitation		29,876,704			29,876,704
	TOTAL (12)		115,650,896	15,816	-	115,635,080
11.	WATER & ELECTRICITY					
	Electricity Charges		149,045,883			149,045,883
	TOTAL - (13) :		149,045,883	-	-	149,045,883
	GRAND TOTAL		1,793,041,581	31,647,558	159,836	1,761,553,859

FORM OF FINANCIAL STATEMENTS (NON-PROFIT ORGANISATIONS)

Name of Entity - IIT Kanpur

GENERAL CONSUMABLES

Sr. No.	HEAD OF ACCOUNTS	Gross Expenditure 2010-2011	Refunds 2010-2011	Net Expenditure 2010-2011
1	ACMS	1306142.00		1306142.00
2	Acrospace engineering	1645847.00	96030.00	1549817.00
3	Chemical Engineering	2752969.00	2595.00	2750374.00
4	Chemistry	3395225.00	2652.00	3392573.00
5	Civil Engineering	2580321.00	1192.00	2579129.00
6	Computer Science & Engineering	922260.00	3125.00	919135.00
7	Electrical Engineering	2209832.00		2209832.00
8	General Expenditure Institute	43919237.00	898625.00	43020612.00
9	Humanities & Social Science	317540.00	5332.00	312208.00
10	Indus/Manage.Engg (IME)	681705.00	66.00	681639.00
11	LTP/CELT	502944.00	871.00	502073.00
12	Mathematics	330537.00	1874.00	328663.00
13	Mechanical Engineering	2471636.00	1573.00	2470063.00
14	MSE	1953195.00	78784.00	1874411.00
15	MSP-ACMS	482535.00	400.00	482135.00
16	Physics	2009356.00	30592.00	1978764.00
17	Visitors Hostel	3417726.00	25078.00	3392648.00
18	NWTF	410756.00	12.00	410744.00
19	Central Workshop	164134.00		164134.00
20	Computer Centre	1087613.00		1087613.00

Sr. No.	HEAD OF ACCOUNTS	Gross Expenditure 2010-2011	Refunds 2010-2011	Net Expenditure 2010-2011
21	Glass Blowing	109810.00		109810.00
22	Flight Lab	1172881.00	2963.00	1169918.00
22	Liquid Helium Facility	460817.00		460817.00
23	NCC	219216.00	59.00	219157.00
24	Nuclear Lab Facility	129135.00		129135.00
25	P.K. Kelkar Library	372684.00	1083.00	371601.00
26	Placement Office	955520.00		955520.00
27	Robotics Centre	219384.00	1030.00	218354.00
28	Health Centre (Gen. Cons.)	1809564.00	15594.00	1793970.00
29	Liquid Nitrogen Plant	399245.00		399245.00
30	Telephone Exchange	1939384.00	3000.00	1936384.00
31	Media Technology Centre	171390.00	210.00	171180.00
32	BSBE	1306255.00		1306255.00
33	4 I Lab	234316.00		234316.00
34	Samtel Centre	288503.00		288503.00
35	Master of Design	102511.00		102511.00
36	CCWP	49568.00		49568.00
37	Office Automation	966233.00		966233.00
	TOTAL -	83467926.00	1172740.00	82295186.00

FORM OF FINANCIAL STATEMENTS (NON-PROFIT ORGANISATIONS)
Name of Entity - INDIAN INSTITUTE OF TECHNOLOGY KANPUR
SCHEDULES FORMING PART OF RECEIPT AND PAYMENT ACCOUNT AND
INCOME AND EXPENDITURE ACCOUNT (2010-2011)

Schedule 19 - Expenditure against Normal Plan Grant

(Amount-Rs.)

Sl.No.	Heads of A/cs	Amount		
		Receipt & Payment Account	Refund	Net Expenditure
A.	Non-Recurring Expenditure (Fixed Assets/Work-in-Progress)			
1	Building & Works including Electric Plan			
	* Capital Work In Progress	90,783,504		90,783,504
	* Fixed Assets	84,768,273		84,768,273
2	(i) Non-Consumable	68,292,979	18,360,943	49,932,036
	(ii) Advance for Import	30,820,230		30,820,230
3	Periodicals & Journals	47,500,000		47,500,000
4	Initiation Grant to New Faculty - Development Program	10,000,000		10,000,000
5	High Computing Facility	31,637,773		31,637,773
	A. Sub Total - Non-Recurring Expenditure	363,802,759	18,360,943	345,441,816
B.	Recurring Expenditure			
1	Scholarship (Y-10 Batch)	65,000,000	-	65,000,000
	B. Sub Total - Recurring Expenditure	65,000,000	-	65,000,000
	Total (A+B)	428,802,759	18,360,943	410,441,816

FORM OF FINANCIAL STATEMENTS (NON-PROFIT ORGANISATIONS)

Name of Entity - IIT Kanpur

Sr. No.	NON-CONSUMABLES HEAD OF ACCOUNTS	NORMAL PLAN			PLAN (OSC)		
		Gross Expenditure 2010-2011	Refunds 2010-2011	Net Expenditure 2010-2011	Gross Expenditure 2010-2011	Refunds 2010-2011	Net Expenditure 2010-2011
1	ACMS	803,295		803,295			
2	Aerospace Engineering	637,498		637,498	993,924	59,160	934,764
3	Chemical Engineering	2,297,605		2,297,605	3,189,004	278,100	2,910,904
4	Chemical Engineering (Special Fund)			-			
5	Chemistry	2,952,061		2,952,061	499,639	130,325	369,314
6	Civil Engineering	1,730,243		1,730,243	3,253,794	72,888	3,180,906
7	Civil Engineering (Special Fund)			-			
8	Computer Science & Engineering	1,122,159		1,122,159	1,848,229	344,927	1,503,302
9	Electrical Engineering	2,759,612		2,759,612	5,583,301	430,718	5,152,583
10	General Expenditure Institute	30,460,166	18,360,943	12,099,223	231,088		231,088
11	Humanities & Social Science	492,738		492,738	375,656		375,656
12	Indus/Manage.Engg (IME)	397,343		397,343	16,672,445		16,672,445
13	LTP/CELT	754,642		754,642	581,935		581,935
14	Mathematics	341,900		341,900	23,771		23,771
15	Mechanical Engineering	3,771,531		3,771,531	8,235,717		8,235,717
16	Mechanical Engineering (Special Fund)	472,232		472,232			
17	MSE	3,252,502		3,252,502	3,134,269	779,398	2,354,871
18	Metallurgical Engg (MME) (Special Fund)			-			
19	MSP-ACMS	462,869		462,869	571,608	240,469	331,139
20	Physics	2,587,457		2,587,457	6,229,674	3,259	6,226,415
21	Physics (Special Fund)			-			
22	Telephone Exchange	25,000		25,000			
23	National Wind Tunnel Facility	106,721		106,721			
24	Central Workshop	143,392		143,392			

NON-CONSUMABLES		NORMAL PLAN			PLAN (OSC)		
Sr. No.	HEAD OF ACCOUNTS	Gross Expenditure 2010-2011	Refunds 2010-2011	Net Expenditure 2010-2011	Gross Expenditure 2010-2011	Refunds 2010-2011	Net Expenditure 2010-2011
25	Computer Centre	500,122		500,122	41,583,121		41,583,121
26	CMS (Non-Consumable)	7,065,308		7,065,308			
27	Flight Lab	535,781		535,781			
28	Media Technology Centre	87,000		87,000			
29	Liquid Helium Facility	230,757		230,757			
30	Nuclear Lab Facility	192,025		192,025			
31	P K Kelker Library	191,737		191,737			
32	Placement office	32,307		32,307			
33	Robotics Centre	102,700		102,700			
34	Health Centre	286,470		286,470			
35	Liquid Nitrogen Plant	454,689		454,689			
36	Office Automation	18,427		18,427			
37	BSBE	1,398,788		1,398,788	240,226	122,265	117,961
38	Master of Design	277,346		277,346	216,685		216,685
39	Glass Blowing						
40	Samtel Centre (SCDT)	331,525		331,525			
41	Visitors Hostel	867,556		867,556			
		68,143,504	18,360,943	49,782,561	93,464,086	2,461,509	91,002,577

FORM OF FINANCIAL STATEMENTS (NON-PROFIT ORGANISATIONS)
Name of Entity - INDIAN INSTITUTE OF TECHNOLOGY KANPUR
SCHEDULES FORMING PART OF RECEIPT AND PAYMENT ACCOUNT AND
INCOME AND EXPENDITURE ACCOUNT (2010-2011)

Schedule 20 - Expenditure against Plan Grant - Capacity Expansion (OSC)

(Amount-Rs.)

Sl.No.	Heads of A/cs	Amount		
		Receipt & Payment Account	Refund	Net Expenditure
A.	Non-Recurring Expenditure (Fixed Assets/Work-in-Progress)			
1	Building & Works including Electric Plan			
	* Capital Work In Progress	195,054,205		195,054,205
	* Fixed Assets	120,909,814	1,082,900	119,826,914
2	Central A.C. Facility	6,322,025		6,322,025
3	(i) Non-Consumable	93,464,086	2,461,509	91,002,577
	(ii) Advance for Import	34,129,713		34,129,713
4	Periodicals & Journals	27,326,870		27,326,870
5	Initiation Grant to New Faculty - Development Program	4,765,000		4,765,000
6	Major Central Research Equipment Facilities (CARE)	9,659,077		9,659,077
7	Digitilization of Library	8,808,735		8,808,735
8	Library Books	13,048,369		13,048,369
	A. Non-Recurring Expenditure	513,487,894	3,544,409	509,943,485
B.	Recurring Expenditure			
1	Scholarship	78,053,807		78,053,807
2	House Keeping / Maintenance	25,650,896		25,650,896
	B. Recurring Expenditure	103,704,703	-	103,704,703
	Total	617,192,597	3,544,409	613,648,188

FORM OF FINANCIAL STATEMENTS (NON-PROFIT ORGANISATIONS)
Name of Entity - INDIAN INSTITUTE OF TECHNOLOGY KANPUR
SCHEDULES FORMING PART OF RECEIPT AND PAYMENT ACCOUNT AND
INCOME AND EXPENDITURE ACCOUNT (2010-2011)

Schedule 21 - Refund: Recurring

(Amount - Rs.)

Sl.No	Heads of A/cs	Amount		
		Receipt & Payment Account	Dishonoured Cheque	Income & Expenditure Account
1	International Conference	1,023,776		1,023,776
2	National Conference	197,426		197,426
3	Travelling Allowance	2,311,113		2,311,113
4	LTC	1,955,457		1,955,457
5	ACS	6,220		6,220
6	Administration	46,077		46,077
7	Aerospace Engineering	96,030		96,030
8	Chemical Engineering	2,595		2,595
9	Civil Engineering	1,192		1,192
10	CELT	871		871
11	Chemistry	2,652		2,652
12	Material Science	400		400
13	Director Office	51,046		51,046
14	DOAA	148		148
15	DOFA	26,750		26,750
16	DOSA	51,120		51,120
17	Flight lab	2,963		2,963
18	General Department	446,112		446,112
19	Health Centre	15,594		15,594
20	Industrial & Management Engg.	66		66
21	Lecture Hall Complex	20		20
22	P.K. Kelkar Library	1,083		1,083
23	Mathematics	1,874		1,874
24	Mechanical Engineering	1,573		1,573
25	MSE	78,784		78,784
26	MT Section	540		540
27	Media Technology Centre	210		210

Sl.No.	Heads of A/cs	Amount		
		Receipt & Payment Account	Dishonoured Cheque	Income & Expenditure Account
28	NCC	59		59
29	NWTF	12		12
30	CPA	111,529		111,529
31	Physics	30,592		30,592
32	Recruitment	6,716		6,716
33	Registrar Office	254,803		254,803
34	Robotics	1,030		1,030
35	Store and Purchase / Import Section	4,706		4,706
36	Visitors Hostel	25,078		25,078
37	Telephone Exchange	3,000		3,000
38	Refund Tuition Fees	6,000		6,000
39	Inter - IIT Meet	378,850		378,850
40	Promotional Technical Activity	76,707		76,707
41	Medical Reimbursement/Advance	993,255		993,255
42	Salary	8,558,273		8,558,273
43	Salary (GATE)	824,879		824,879
44	Salary (JEE)	653,829		653,829
45	New Pension Scheme	5,009,401		5,009,401
46	Pension	500,507		500,507
47	Thesis Honorarium	100,114		100,114
48	Institute Works Department	15,816		15,816
49	Honorarium	3,304,590		3,304,590
50	Institute Scholarship	4,054,187	159,836	3,894,351
51	Computer Science & Engineering	3,125		3,125
52	Security	3,447		3,447
53	Audit	10		10
54	Legal Cell	884		884
55	Salary (BOAT)	399,109		399,109
56	Campus School	26		26
57	HSS	5,332		5,332
	Grand Total (Refund-Recurring)	31,647,558	159,836	31,487,722

FORM OF FINANCIAL STATEMENTS (NON-PROFIT ORGANISATIONS)
Name of Entity - INDIAN INSTITUTE OF TECHNOLOGY KANPUR
SCHEDULES FORMING PART OF RECEIPT AND PAYMENT ACCOUNT (2010-2011)

Schedule 22 - Refund: Non-Recurring (Amount - Rs.)

Sl.No.	Heads of A/cs	Amount	
		Normal Plan	Plan (OSC)
1	Aerospace Engineering	0	59,160
2	Computer Science & Engineering	0	344,927
3	Chemical Engineering	0	278,100
4	BSBE	0	122,265
5	Physics	0	3,259
6	IWD	0	1,082,900
7	MSE	0	779,398
8	General Department	18,360,943	0
9	Material Science	0	240,469
10	Electrical Engineering	0	430,718
11	Chemistry	0	130,325
12	Civil Engineering	0	72,888
	Total Non-Recurring	18,360,943	3,544,409

FORM OF FINANCIAL STATEMENTS (NON-PROFIT ORGANISATIONS)
Name of Entity - INDIAN INSTITUTE OF TECHNOLOGY KANPUR
SCHEDULES FORMING PART OF RECEIPT AND PAYMENT ACCOUNT AND
INCOME AND EXPENDITURE ACCOUNT (2010-2011)

Schedule 23 - Student Fee Transferable

(Amount - Rs.)

Sl.No.	Heads of A/cs	Amount	
		Receipt	Payment
1	Hostel Security	8,490,000.00	8,490,000.00
2	Student (Insurance)	613,180.00	613,180.00
3	Membership of SHMC	968,100.00	968,100.00
4	Student Placement	339,600.00	339,600.00
5	Student Welfare Fund	1,358,400.00	1,358,400.00
6	Students Amenities Fees	2,903,700.00	2,903,700.00
7	Students Benovelence Fees	968,100.00	968,100.00
8	Student Gymkhana/ SFS	1,494,750.00	1,494,750.00
9	Students Publication Fee	424,500.00	424,500.00
10	Mess Admission Fee	839,000.00	839,000.00
11	Student Activities	747,375.00	747,375.00
	Total-	19,146,705.00	19,146,705.00

FORM OF FINANCIAL STATEMENTS (NON-PROFIT ORGANISATIONS)
Name of Entity - INDIAN INSTITUTE OF TECHNOLOGY KANPUR
SCHEDULES FORMING PART OF RECEIPT AND PAYMENT ACCOUNT AND
INCOME AND EXPENDITURE ACCOUNT (2010-2011)

Schedule 24 - Other Receipts Transferable

(Amount - Rs.)

Sl.No.	Heads of A/cs	Amount		
		Receipt & Payment Account	Dishonoured Cheque	Net
1	Dr. A V Samiti	8,972		8,972
2	Faculty Club	62,025		62,025
3	Faculty Forum	26,226		26,226
4	GIS-Subscription	2,832,636		2,832,636
5	Income-Tax	60,433,349		60,433,349
6	Karamchari Sangthan	28,880		28,880
7	LIC Premium	6,514,493		6,514,493
8	Medical Non-Entitlement	168,334		168,334
9	Staff Gymkhana	59,370		59,370
10	Technical Officer's Forum	7,820		7,820
11	GIS (Deputationist)	1,440		1,440
12	Court Attachment	36,000		36,000
13	CPF/GPF Deputationist	167,832		167,832
14	CPF/GPF	114,557,593		114,557,593
15	GIS Claims	173,307		173,307
16	Opportunity School	444,712		444,712
17	Outside Scholarship	11,832,699		11,832,699
18	Endowment Fund Account	4,200		4,200
19	New Pension Scheme	10,388,037		10,388,037
20	Income Tax (IWD)	10,817,788		10,817,788
21	Vypar Kar (IWD)	13,240,135		13,240,135
22	Cess (IWD)	2,472,605		2,472,605

Sl.No.	Heads of A/c	Amount		
		Receipt & Payment Account	Dishonoured Cheque	Net
23	Interest on CPF/GPF Investment	65,525,607		65,525,607
24	PRMS	1,099,330		1,099,330
25	PC Advance (Deputationist)	3,000		3,000
26	Conveyance Advance (Deputationist)	5,592		5,592
27	V.S.I.S.	1,350		1,350
28	Shiksha Sopan	210,400		210,400
	Total-	301,123,732	.	301,123,732

FORM OF FINANCIAL STATEMENTS (NON-PROFIT ORGANISATIONS)
Name of Entity - INDIAN INSTITUTE OF TECHNOLOGY KANPUR
SCHEDULES FORMING PART OF RECEIPT AND PAYMENT ACCOUNT AND
INCOME AND EXPENDITURE ACCOUNT (2010-2011)

Schedule 25 - Other Payments Transferable

(Amount - Rs.)

Sl.No.	Heads of A/cs	Amount		
		Receipt & Payment Account	Dishonoured Cheque	Income & Expenditure Account
1	Ambedkar Vichar Samiti	8,972	-	8,972
2	CPF/GPF (Deputationist)	167,832	-	167,832
3	Court Attachment	36,000	-	36,000
4	CPF/GPF Subscription	114,557,593	-	114,557,593
5	Faculty Club	62,025	-	62,025
6	GIS Claims	173,307	-	173,307
7	GIS Subscription	2,832,636	-	2,832,636
8	Income Tax	60,433,349	-	60,433,349
9	Karamchari Sangthan	28,880	-	28,880
10	LIC Premium	6,514,493	-	6,514,493
11	Opportunity School	444,712	-	444,712
12	Faculty Forum	26,226	-	26,226
13	Technical Officer Forum	7,820	-	7,820
14	GIS (Deputationist)	1,440	-	1,440
15	Outside Scholarship	13,181,589	-	13,181,589
16	Staff Gymkhana	59,370	-	59,370
17	New Pension Scheme	10,388,037	-	10,388,037
18	Income Tax (IWD)	10,817,788	-	10,817,788
19	Vypar Kar (IWD)	13,240,135	-	13,240,135
20	Interest on CPF/GPF Investment	65,525,607	-	65,525,607
21	Endowment Fund Account	4,200	-	4,200

Sl.No.	Heads of A/cs	Amount		
		Receipt & Payment Account	Dishonoured Cheque	Income & Expenditure Account
22	Medical Non-Entitled	490,751	-	490,751
23	PC Advance (Deputationist)	3,000	-	3,000
24	Conveyance Advance (Deputationist)	5,592	-	5,592
25	PRMS	1,099,330	-	1,099,330
26	V.S.I.S.	1,350	-	1,350
27	Siksha Sopan	210,400		210,400
28	Cess (IWD)	2,472,605		2,472,605
	Total-	302,795,039.00	-	302,795,039.00

FORM OF FINANCIAL STATEMENTS (NON-PROFIT ORGANISATIONS)
 Name of Entity : IIT KANPUR
 SCHEDULES FORMING PART OF INCOME AND EXPENDITURE ACCOUNT
 FOR THE PERIOD/ YEAR ENDED (FY 2010-2011)

(Amount-Rs.)

SCHEDULE 26 - Grants-in-aid from MHRD (Non-Plan)	Current Year
1. Ist Instalment (F.No.3-2/2010-TS.I, Dated 25.05.2010)	261,500,000
2. IInd Instalment (F.No.3-2/2010-TS.I, Dated 07.09.2010)	392,500,000
3. IIIrd Instalment (F.No.3-2/2010-TS.I, Dated 25.11.2010)	392,000,000
4. IVth Instalment (F.No.3-2/2010-TS.I, Dated 28.03.2011)	177,000,000
Total	1,223,000,000

SUMMARY OF INVESTMENTS

SUMMARY OF INVESTMENTS (As on 31st March 2011)

Sl.NO.	INVESTMENT ACCOUNT	AMOUNT
Investments - Institute		
1	Account No. II	862500000
2	PRM Scheme	13300000
3	Research & Development	347500000
4	Dean's Capital Fund	19443939
5	Student Gymkhana	2182929
6	Endowment Fund	1832353000
Total		3077279868
Investments - Others		
1	Fund Hall Management	21700000
Total		21700000

UTILIZATION CERTIFICATES

OF

**NON-PLAN, NORMAL PLAN
AND
PLAN (OSC) GRANTS**

(FINANCIAL YEAR 2010-11)

INDIAN INSTITUTE OF TECHNOLOGY KANPUR
Finance and Accounts Section

FORM GFR 19-A

(See Government of India's Decision (1) below Rule 150)

Form of Utilization Certificate
(Non-Plan 2010-2011)

Sanction letter No. & Date	Amount
F.No.3-2/2010 (TS.1 dated 25.05.2010)	26,15,00,000.00
F.No.3-2/2010 (TS.1 dated 07.09.2010)	39,25,00,000.00
F.No.3-2/2010 (TS.1 dated 25.11.2010)	39,20,00,000.00
F.No.3-2/2010 (TS.1 dated 28.03.2011)	17,70,00,000.00
TOTAL:	1,22,30,00,000.00

Certified that Rs.12230.00 lakh of grants-in-aid under Non-Plan sanctioned and released by the MHRD during the year 2010-2011 in favour of IIT Kanpur under this Ministry letter Nos. date and amount given in the margin.

The Internal Income of Institute was Rs.3498.49 lakh during the financial year 2010-2011.

The total Non-Plan expenditure during the financial year 2010-2011 is Rs. 15928.49 lakh. The Deficit of Rs. 200.00 lakh has been met out from Interest Earning of Endowment Fund Account.

Certified that I have satisfied myself that the conditions on which the grant-in-aid was sanctioned have been duly fulfilled and that I have exercised the following checks to see that the money was actually utilized for the purpose for which it was sanctioned.

Kinds of checks exercised; Annual Accounts 2010-2011.

Dated: June 14, 2011


Deputy Registrar (F&A)
IIT Kanpur


Registrar
IIT Kanpur


Director
IIT Kanpur

INDIAN INSTITUTE OF TECHNOLOGY KANPUR
Finance and Accounts Section

FORM GFR 19-A

(See Government of India's Decision (1) below Rule 150)

Form of Utilization Certificate
(Normal Plan 2010-2011)

Sanction letter No. & Date	Amount
F.No.3-1/2010 (TS.1 dated 06.07.2010)	21,75,00,000.00
F.No.3-1/2010 (TS.1 dated 06.12.2010)	10,00,00,000.00
F.No.3-1/2010 (TS.1 dated 28.01.2011)	10,00,00,000.00
F.No.3-1/2010 (TS.1 dated 01.03.2011)	10,03,00,000.00
TOTAL:	51,78,00,000.00


Certified that Rs.5178.00 lakh (Object Head - 35 - Rs. 4528.00 lakh and Object Head - 31 - Rs. 650.00 lakh) of grants-in-aid under Normal Plan sanctioned by the MHRD during the year 2010-2011 in favour of IIT Kanpur under this Ministry letter Nos. given in the margin.


With an Opening balance of Rs. 575.33 lakh under Object Head - 35, the total plan expenditure during the year was Rs.4104.42 lakh (Rs. 3454.42 lakh under Object Head - 35 and Rs. 650.00 lakh under Object Head - 31) for planned activities of the Institute and that the balance of Rs.1648.96 lakh (under Object Head - 35) has been carried over as unspent balance for the financial year 2011-2012.

Certified that I have satisfied myself that the conditions on which the grant-in-aid was sanctioned have been duly fulfilled and that I have exercised the following checks to see that the money was actually utilized for the purpose for which it was sanctioned.

Kinds of checks exercised; Annual Accounts 2010-2011.

Dated: June 14, 2011


Deputy Registrar (F&A)
IIT Kanpur


Registrar
IIT Kanpur


Director
IIT Kanpur

INDIAN INSTITUTE OF TECHNOLOGY KANPUR
Finance and Accounts Section

FORM GFR 19-A

(See Government of India's Decision (1) below Rule 150)

Form of Utilization Certificate
(Plan-OSC 2010-2011)

Sanction letter No. & Date	Amount
F.No.3-3/2010 (TS.1 dated 13.07.2010)	12,50,00,000.00
F.No. 3-3/2010 (TS.1 dated 03.12.2010)	15,14,00,000.00
F.No.3-3/2010 (TS.1 dated 28.01.2011)	10,00,00,000.00
F.No.3-3/2010 (TS.1 dated 01.03.2011)	12,36,00,000.00
TOTAL:	50,00,00,000.00

Certified that Rs.5000.00 lakh (Object Head - 35 - Rs. 3764.00 lakh and Object Head - 31 - Rs. 1236.00 lakh) of grants-in-aid under Plan -OSC sanctioned by the MHRD during the year 2010-2011 in favour of IIT Kanpur under this Ministry letter Nos. given in the margin.


With an Opening balance of Rs. 1687.29 lakh (Under Object Head - 35), the total Plan - OSC expenditure during the year was Rs.6136.48 lakh (Rs. 5099.43 lakh Under Object Head - 35 and Rs. 1037.05 lakh Under Object Head - 31) for capacity expansion of the Institute and that the balance of Rs.550.81 lakh (Rs. 351.86 lakh under Object Head - 35 and Rs. 198.95 lakh under Object Head - 31) has been carried over as unspent balance for the financial year 2011-12.

Certified that I have satisfied myself that the conditions on which the grant-in-aid was sanctioned have been duly fulfilled and that I have exercised the following checks to see that the money was actually utilized for the purpose for which it was sanctioned.

Kinds of checks exercised; Annual Accounts 2010-2011.

Dated: June 14, 2011


Deputy Registrar (F&A)
IIT Kanpur


Registrar
IIT Kanpur


Director
IIT Kanpur


INDIAN INSTITUTE OF TECHNOLOGY, KANPUR
REGISTRAR'S OFFICE

No.: IITK/FBC/2011-12/
Dated: June 14, 2011

Subject: Request for approving Annual Accounts of the Institute for the
Financial Year 2010-2011

The Annual Accounts for the Financial Year 2010-11 have been readied and are to be provided to the Audit party of the Office of the Accountant General, Uttar Pradesh (AGUP). Since there is statutory requirement for audit party to complete their audit only after the Annual Accounts are approved and adopted, we are wishing to request you to kindly approve the Annual Accounts of the Institute for the Financial Year 2010-11 so that the same may be provided to the Audit Party.

It may be mentioned that in accordance with the powers vested in the Chairman under Statutes 7(4), the Annual Accounts of the Institute for the Financial year 2010-11 are proposed to be adopted by the Chairman, Board of Governors and the same shall subsequently be placed before the Finance Committee and Board for ratification in due course of time.


Sanjeev S Kashalkar
Registrar & Secretary
Board of Governors, IIT Kanpur


Sanjay G Dhande
Director, IIT Kanpur

Approved and Adopted



Prof. M Anandakrishnan
Chairman, Board of Governors
IIT Kanpur

त्वरित डाक द्वारा



सत्यमेव जयते

भारतीय लेखा तथा लेखापरीक्षा विभाग

कार्यालय प्रधान महालेखाकार (सिविल आडिट)

उत्तर प्रदेश, इलाहाबाद

INDIAN AUDIT & ACCOUNTS DEPARTMENT

OFFICE OF THE

PRINCIPAL ACCOUNTANT GENERAL (CIVIL AUDIT),
U.P., ALLAHABAD

सेवा में,

पत्र संख्या: स्वा.नि.(कें)/पृ.ले.प.-09/2011-12/

दिनांक: 112011

सचिव, भारत सरकार,
मानव संसाधन विकास मंत्रालय,
माध्यमिक उच्च शिक्षा विभाग,
शास्त्री भवन, नई दिल्ली - 110001

विषय: वर्ष 2010-11 के लेखों पर पृथक लेखा परीक्षा प्रतिवेदन।

महोदय,

मैं, भारतीय प्रौद्योगिकी संस्थान, कानपुर के वर्ष 2010-11 के लेखों पर पृथक लेखापरीक्षा प्रतिवेदन (अंग्रेजी) तथा वार्षिक लेखे की प्रति अग्रसारित कर रहा हूँ।

2. कृपया सुनिश्चित करें कि पृथक लेखापरीक्षा प्रतिवेदन एवं सम्बन्धित लेखे संसद के दोनो सदनों के सम्मुख प्रस्तुत हुए।

3. कृपया पृथक लेखापरीक्षा प्रतिवेदन एवं लेखो को संसद के दोनों सदनों के समक्ष अन्तिम रूप से प्रस्तुत करने की तिथि भारत के नियंत्रक एवं महालेखापरीक्षक के साथ-साथ इस कार्यालय को भी सूचित करने का कष्ट करें।

4. कृपया पत्र की प्राप्ति सूचना दें।

संलग्नक: उपरोक्तानुसार।

भवदीय,

उपमहालेखाकार/नि.सि.(केंद्रीय)

दिनांक: 21.11.2011

पत्र संख्या स्वा.नि.(कें)/पृ.ले.प.-09/2011-12/64

वर्ष 2010-11 के लेखों पर पृथक लेखापरीक्षा प्रतिवेदन (अंग्रेजी) की प्रति निदेशक भारतीय प्रौद्योगिकी संस्थान, कानपुर-208016 को आवश्यक कार्यवाही हेतु प्रेषित है। संस्थान, यदि आवश्यकता अनुभव करे तो इस प्रतिवेदन का हिन्दी अनुवाद करवा सकता है परन्तु इस प्रतिवेदन के हिन्दी अनुवाद में निम्नलिखित अस्वीकरण (disclaimer) अंकित होना चाहिए:

"प्रस्तुत प्रतिवेदन मूलरूप से अंग्रेजी में लिखित पृथक लेखापरीक्षा प्रतिवेदन का हिन्दी अनुवाद है। यदि इसमें कोई विसंगति परिलक्षित होती है तो अंग्रेजी में लिखित प्रतिवेदन मान्य होगा।"

हिन्दी अनुवाद की एक प्रति इस कार्यालय को भी प्रेषित करने का कष्ट करें।
संलग्नक: उपरोक्तानुसार।

उपमहालेखाकार/नि.सि.(केंद्रीय)